

Camera gram

GUIDELINES FOR NEW AND RETURNING MEMBERS

2021-2022 Season

Montreal Camera Club
Westmount Park Church
4695 de Maisonneuve West
Westmount, QC H3Z 1L9

www.montrealcameraclub.com



Founded in 1892

Table of Contents

03.....	Mission Statement/Helpful Links
04.....	The President's Welcome Message
06.....	The Communications Chair's Welcome Message
07.....	The Membership Chairs' Welcome Message
08.....	The Editor's Word
09.....	Program
23.....	Honours Awards Program
24.....	Trophy & Certificate Competitions
25.....	Digital Slide Show Competition
26.....	Pictorial Competitions
28.....	Pictorial Competition Rules & Quick Reference Guide
29.....	Nature Competitions
31.....	Nature Competition Rules & Quick Reference Guide
32.....	Gemboree Competition
34.....	Gemboree Rules & Quick Reference Guide
35.....	Non-Trophy Challenges
35.....	Interpretive Theme Challenge
35.....	Create-a-Poster Challenge
36.....	Diarama
37.....	Theme Challenges
39.....	Theme Challenges Rules & Quick Reference Guide
40.....	External Competitions
42.....	Outings
47.....	Executive Committee 2021-2022
49.....	Volunteers 2021-2022
50.....	Fall Calendar - Schedule
51.....	Winter Calendar - Schedule

COVER IMAGE: "Convergence" © Danielle Charron

The Cameragram is the official guide to the Montreal Camera Club competitions and outings. All of the information in this guide and much more may be found on the Club website: www.montrealcameraclub.com

EDITORIAL TEAM:

Communications Chair (1st VP).....Frances Cable

Editor-in-Chief,
Layout & Copy.....Margaret White

Assistant Editors:
Proofing.....Joann Egar
Cindy Canavan
Frances Cable

Webmaster.....Rachel Bilodeau



MCC Mission Statement

“The purpose of the Montreal Camera Club (MCC) is to provide an educational, social, and recreational program for the benefit of its members in a supportive and cooperative atmosphere with emphasis placed on the art of photography. The Club achieves these goals through the use of competitions, outings, and lectures.”

Helpful Links

Calendar:

<https://www.montrealcameraclub.com/calendar.html>

Presenters:

<https://www.montrealcameraclub.com/presentations.html>

Outings:

<https://www.montrealcameraclub.com/mcc-outings.html>

Competitions:

Pictorial:

<https://www.montrealcameraclub.com/pictorial2020.html>

Nature:

<https://www.montrealcameraclub.com/nature2020.html>

Challenge:

<https://www.montrealcameraclub.com/challenge.html>

Gemboree:

<https://www.montrealcameraclub.com/gemboree2020.html>

Diarama:

<https://www.montrealcameraclub.com/diarama2020.html>

Rules Governing Monthly Competitions:

<https://www.montrealcameraclub.com/competition-rules.html>

Gallery:

<https://www.montrealcameraclub.com/gallery.html>

Competition Winners:

<https://www.montrealcameraclub.com/competition-winners.html>

MCC Trophies & Definitions:

<https://www.montrealcameraclub.com/trophies-and-definitions.html>

MCC Bylaws:

<https://www.montrealcameraclub.com/mcc-bylaws.html>

The Montreal Camera Club website will be updated shortly. Members will be notified by email when the updated information, bylaws, and rules are posted.



The President's Welcome Message

Welcome to another season at the MCC! We've had 129 years of meeting together to view and discuss each other's images and listen to lectures but this, like last year, will be another exceptional year of meeting online instead of in person. That being said, we are negotiating our January return to the Westmount Park United Church, with the understanding that holding meetings in the church hall will depend upon the status of the pandemic at that time.



Cindy Canavan

Our collaboration with our neighbours, the Lakeshore Camera Club, will continue, allowing members of both of our clubs to enjoy (and share the cost of) double the number of lectures and presentations of images. LCC was not able to change their in-person meeting evening from Mondays at Stewart Hall in Pointe Claire, so this year we will be meeting on Wednesdays throughout the fall and winter and attending the LCC meetings on Monday evenings.

Our Program and Communication Chairs (Lorraine, Diana, and Frances) have come up with a terrific selection of presenters and have worked closely with their counterparts at the LCC to produce a program which covers a wide spectrum of interests.

The MCC Outings were reactivated in mid-summer and enjoyed a sizable (and safe) attendance for the activities, which attracted a few LCC members as well. Phil and Lyne have come up with another intriguing list of events and will be ensuring that members are aware of and follow the current health practices for groups meeting outdoors.

The unscored Challenge competitions will continue to be held in place of Print, another casualty of COVID for the time being.

Michael Folinsbee has worked tirelessly over the summer, improving the competition software to calculate the points for winners and ensuring compliance with the updated rules governing the competitions. Code has been added to produce the trophy standings in a new format.

Margaret White has stepped up to become editor of the Cameragram, for which I am very grateful. She has done the layout for several years—so thank you to Margaret. Margaret is also working on the Challenges, as well as a review of our website needs.

The President's Welcome Message (Continued)

The Executive Committee met several times to produce a new Code of Conduct, and to update the MCC By-Laws and the Rules Governing Competitions. I will be explaining the changes at our opening meeting on September 14.

I'd like to thank all of the executive members who re-enlisted for another tour of duty, and also Danielle LaPointe for agreeing to co-chair Nature. Your work is, for the most part, behind the scenes, but without all of you the club could not function. Bravo!

John Surridge, who is a long-time member of our club, has retired from the positions which he has held for many years. At various times in the past John has served as chair of Honours and Statistics, Statistics (without Honours), and Pictorial, as well as president and 1st vice-president of program. John was an early proponent of teaching the members how to judge, hosting judging training sessions at his home. John has always competed in the club competitions, and I'm sure we'll now enjoy more of his work.

I look forward to seeing everyone online in September and at the outings!

Cindy Canavan

president@montrealcameraclub.com



Communications Chair's Welcome Message

Welcome back to a new season at the Montreal Camera Club. This is my third year overseeing the creation of your Cameragram, this year with Margaret White taking over the reins as editor. It has been a very challenging time for all of us, and I can say with no hesitation that we are all anxious to get back to our normal routines in a safe and COVID-free manner. We have started getting back into the swing of summer outings with some well-planned and attended events.



Frances Cable

We will be updating our website starting in August to streamline how members will access, with a greater emphasis on what information we share with the public and what is private for our members. There will be an even greater emphasis on detailed information on our website.

The Fall 2021-2022 full-year Cameragram has been revamped to include key information in a pdf booklet form to give an overview of deadlines, competitions, upcoming speakers, outings, and other pertinent information. The details will be on our website.

We will be partnering with the LCC again this upcoming year. This partnership offers our members access to more first-class speakers, outings, and other events to attend. Relax and prepare to watch some amazing photography for two nights a week (Monday and Wednesday).

For returning members, I hope you had a chance to participate in some of the club's summer outings, and we are looking forward to seeing some of your amazing images on opening night. Our executive have been hard at work getting ready for the new season which we hope you will enjoy!

Frances Cable

communications@montrealcameraclub.com



The Membership Chair & Co-Chair's Welcome Message

We extend a warm welcome to our returning and new Montreal Camera Club members. The club's Executive Committee has been busy over the summer, and we look forward to an exciting 2021-2022 season.

MCC membership offers multiple benefits:

- Opportunity to interact with knowledgeable and enthusiastic photographers. Members may now request to be contacted by an experienced MCC mentor by emailing mentoring@montrealcameraclub.com
- Outings—outdoor field trips have resumed!
- Stimulating and educational presentations on a wide range of topics (landscape, post-processing, legal aspects of photography, macro, etc.)
- Hands-on workshops to reinforce new photography skills
- Judging tutorials (practice your commenting, or simply attend as an observer)
- Challenges provide an informal opportunity to share your images and your creative experience
- Our Pictorial and Nature divisions each offer five judged competition evenings that include useful feedback on improving your images
- Inter-club competitions (CAPA and SPPQ)
- Discounts at select camera and print shops
- Year-end Honours Awards and Trophies evening

MCC is an all-volunteer club, and you are encouraged to get involved in the organization. Depending on your interests, there are many areas where you can play a role. If this appeals to you, please reach out to any member of the Executive Committee.

We wish you a great season!



Frances Cable



Michael Folinsbee

Frances Cable & Michael Folinsbee

membership@montrealcameraclub.com

The Editor's Word

Welcome to the 2021-2022 season of the Montreal Camera Club. During this difficult and challenging time, the executive of the Montreal Camera Club has been actively working to keep the club members in touch with each other and involved in photography. It was a personal pleasure for me to attend MCC's online meetings last season, as well as being able to attend Lakeshore Camera Club's online meetings. There are many obvious challenges to living through a pandemic, but a plus is being able to listen to interesting and informative presentations by excellent photographers from other parts of the world online.



Margaret White

The few outings that were able to be held last season were also very enjoyable. Living through the time of COVID-19 has made me very aware of how appreciative I am of the social aspect of the outings. I am also grateful for the opportunity during outings to receive one-on-one technical advice regarding photography. I am sending out a huge thank-you to Phillip Shapiro and Lyne Brissette for organizing our outings!

This is my first year as editor of the Cameragram. I would like to thank Frances Cable for all her excellent help and advice. I would also like to thank Joann Egar for her diligence at proofreading the text. A thank you also goes to Cindy Canavan, Frances Cable, and Joann Egar for doing the final proofreading of this issue of the Cameragram.

Because we are not, as of yet, meeting in person, this edition of the Cameragram will be distributed in pdf format and available on our website. Only a few hard copies will be printed for archival purposes. The goal of this Cameragram is to provide a summary of what is planned for the coming year: the presentations, the outings, workshops, competitions, and various challenges. For the latest and most up-to-date information, please check the website periodically. In addition, Frances Cable and Carole Duhaime will be sending updates via MailChimp. So please keep a close eye on your email inbox!

Looking forward to seeing everyone online and hopefully in person (COVID-19 situation permitting)!

Margaret White

cameragram@montrealcameraclub.com



Program

Perspective on the 2021-2022 Program

At the core of the MCC is PPP—the passion for photography, the program, and the people who present and the people who participate. That did not change on or after March 11, 2020, the day that WHO declared COVID-19 a global pandemic. Yes, COVID *oblige*, MCC's remaining Winter 2020 program abruptly stopped.

The silver lining in the COVID cloud is that the MCC and the LCC, Montreal's other anglophone club, teamed up, sharing many speakers and more for 2020-2021, migrating from in-person to virtual meetings, at the same time almost doubling the number of opportunities for PPP, and introducing each club to the other's culture.

For the 2021-2022 program—why mess with success—we are delighted to be partnering with the LCC once again.

For fall 2021, all MCC events are virtual and held on Wednesday evenings, except for one Monday, and one Tuesday.

For winter 2022, it's all Wednesdays, and circumstances will determine if they are entirely virtual or a hybrid model of virtual and in-person.

Drum roll, please, for the 2021-2022 program line-up:

- Our six guest speakers, three women and three men, all come from away: two from Canada (Banff, Alberta; Guysborough County, Nova Scotia) and four from the USA (Santa Fe, New Mexico; Phoenix, Arizona; Portland, Oregon; and Scottsdale, Arizona).
- At the LCC-hosted Feb. 24, 2021 meeting, Nevada Wier spoke about A Nomadic Vision & Photographing People. We liked her so much we decided to invite her to start off the new program with Light & Colour.
- In chronological order, the six other talks are: Making Photography Your Business; Magic in High Places; Advanced Fine Art Photography; The Visual Power of Contrast; Winter Photography; and Setting Boundaries: A Comprehensive Guide to Cropping Photographs. That's six guest speakers and seven talks, as one guest speaker is presenting twice.
- MCC member Phillip H. Shapiro will present Getting Started in Digital Infrared Photography.
- As usual, there are five Pictorial and five Nature competitions, the Slideshow competition, the Diarama & Interpretive Theme, Create a Poster, and the Gemboree. Outings continue unless public health directives prohibit them.
- Replacing the five print competitions for a second year (*blame COVID*) are five challenges: Smartphone Urban; Lines & Curves: Architecture; Monochrome B&W: Landscapes or Cityscapes; Low Key Images; and Minimalism.
- New in 2021-2022 are what we're calling An Evening with . . . These are two evenings of informal show and tell with Q&A of images made by ten talented MCC members.

Refer to the MCC Schedule on pages 50 & 51 for the times and dates.

Click the following link for more information about the Program Schedule and updates:

<https://www.montrealcameraclub.com/presentations.html>

Happy shooting!

Diana Bruno & Lorraine Deslauriers

program@montrealcameraclub.com



Diana Bruno



Lorraine Deslauriers

Program

BONNIE NICHOL LECTURE SERIES

Light & Colour

Presented by Nevada Wier

Monday, September 20, 2021

Bio

Nevada Wier is a multiple award-winning photographer specializing in documenting the remote corners and cultures of the world. Nevada's journeys have taken her to many of the planet's deserts, mountains, and urban jungles, and more than 100 countries across the globe. She is recognized for her creative and intimate approach to people.

Her work has appeared in many national and international publications, including *National Geographic*, *National Geographic Traveler*, *GEO*, *Outdoor Photographer*, *Outside*, and *Smithsonian*. Her fine-art prints are featured in numerous public and private collections.

Her books include *The Land of Nine Dragons—Vietnam Today* (Abbeville Press), *Adventure Travel Photography* (Amphoto), and a work in progress, *A Nomadic Vision*. Nevada has been featured in many television productions such as *National Geographic Explorer*, *National Geographic Through the Lens*, and *Canon Photo Safaris*.

She is a well-known keynote speaker, workshop and seminar instructor. She is a Fellow of The Explorer's Club and a member of the Women's Geographic Society.

Website: www.nevadawier.com

Light & Colour

Nevada Wier presents a lively educational 2-hour talk on understanding Light & Colour.

Anyone can photograph in beautiful light, but travel photography especially requires one to be able to make stunning images at all times of the day (or night), even in some of the harshest light.

Nevada discusses how to photograph natural and artificial light in some of the most difficult situations. Sharing her tips and techniques, she will enhance your awareness and perception of light and its effects on colour and design.

Photographers often underestimate the importance of colour and its role in conveying mood and emotion, but also in basic composition. Colour is seductive and mysterious and more difficult to define; knowing how to express its power in a photograph is essential for the colour photographer. Nevada will discuss the relativity and different perceptions of colour and how to work with receding, advancing, harmonizing, and contrasting colours to create harmony and rarity in your photographs.



Nevada Wier



© Nevada Wier



© Nevada Wier

Program

Making Photography Your Business

Presented by Don Giannatti

Wednesday, October 13, 2021

Bio

Don Giannatti—Photographer, Creative Director, Author, Mentor. My whole life has been tied to the creative arts.

I started building my commercial business in the early 70s and opened my first studio in 1977. I shot people, some product, and what passed for fashion in Phoenix, Arizona, in the mid-70s. I spent quite a bit of time in Los Angeles working as an assistant and then as a graphic designer for a boutique agency that introduced me to a whole different clientele.

After a stint in Chicago, I worked in NYC for a couple of years, making the back-and-forth air trip about twice per month. When my first child came I knew I had to make a change, and NYC was not where I wanted to have a family. I opened a commercial studio in Phoenix and began creating ads, collateral and editorial images in my hometown and LA. Eventually I decided I had enough of ad agencies' treatment and started getting my own clients for advertising. The web opened incredible opportunities and I started building and shooting for big company websites.

This bedroom design studio transformed into an ad agency, and by 2001 it was the third largest in Arizona. I was a senior partner and creative director. I left the agency to go back to a simpler, easier life as a designer/photographer and began writing and teaching instead of retiring.

Today I mentor photographers, write, make my own photographs, and have recently started a new agency for photographers. I play the drums and piano and ride a big V-Twin motorcycle on long-distance road trips whenever possible.


Website: <https://dongiannatti.com/>



Don Giannatti



© Don Giannatti



© Don Giannatti

Making Photography Your Business

Thinking about or ready to make the plunge from passion to part-time or full-time working photographer?

Allow me to introduce you to the intersection of art and business, and the key skills to get into and remain viable in a quickly changing market.

Making art, whether for commerce, consumers, or collectors, is always about having the right skill—in the right mix—to remain relevant.

The key skills, I believe, are a blend of: love for the process and craft; a strong creative portfolio; business savviness; mental resilience; prioritizing the work over the reward.

I will be sharing tools, processes, and systems to help you form your own powerful business. We will discover new ways of marketing, new ways to look at our own work, and how to love what we do even more.

Yes, that is possible.

After five decades in the photography industry, I have a few things to say. I am a consultant and mentor for commercial photographers. I help them get noticed, chosen, and hired to do work that is both fascinating and lucrative. We will be exploring much of what I tell my own mentees in this presentation.

A copy of the presentation along with the accompanying notes, as well as a complimentary copy of my book "Click This" as a PDF will be made available for download to all members.

Program

Magic in High Places

Presented by Paul Zizka

Wednesday, October 27, 2021

Bio

Paul Zizka is an award-winning mountain landscape and adventure photographer based in Banff. A prolific adventurer, Paul's journey to capture the "under-documented" has taken him to all seven continents, as well as to each of Canada's provinces and territories. One day he'll be wading waist-deep into a glacier-fed lake, and the next chasing auroras from dusk until dawn.

He is frequently published in some of North America's top magazines and has three coffee-table photography books. A passionate teacher, he hosts workshops all over the world as well as an online community for photographers, both through his company OFFBEAT.




Paul Zizka

Visit Paul's website at <http://zizka.ca/> and online store at <http://shoppaulzizkaphoto.com/>
[Facebook](#) [Twitter](#) [Instagram](#)

Magic in High Places

Driven to explore. Fuelled by creativity. Professional photographer Paul Zizka shares some of his most memorable adventures and photographs from over a decade of exploration in the Canadian Rockies. He'll take you behind the scenes and share stories from some of his unique adventure, landscape, and night photographs taken in Canada's prized mountain range.



Above Images © Paul Zizka



Program

Advanced Techniques in Fine Art Photography

Presented by Thibault Roland

Wednesday, November 17, 2021

Bio

Born in France in 1981, Sony Artisan of Imagery Thibault Roland is a scientist by training and fine art photographer. Thanks to his rigorous background, he became a master of techniques such as long exposure, tilt/shift, and infrared photography. He specializes in black and white architecture, minimalism, and seascapes. His fine art photographs have been shown, published, and awarded internationally and are included in public and private collections such as at the Boston Athenaeum.

Previously an instructor at the New England School of Photography, Thibault teaches workshops and gives seminars internationally. Thibault currently lives in Portland, OR.

Website: <https://www.thibaultroland.com/>



Thibault Roland


Advanced Techniques in Fine Art Photography

For most of us, photography is inherently technical. We strive to obtain the most recent and superior gear, sometimes just so we can play with new toys. There is nothing wrong with that, but photography goes beyond the equipment we use, and it can be hard at times not to lose focus that we are creatives first and foremost.

With this approach in mind, Thibault Roland will use his own work to introduce the concepts behind some of his signature techniques such as long-exposure, infrared, and tilt/shift photography. He will discuss how they can be used in order to create unique-looking images and effects, and how a change in perspective with respect to equipment can drastically improve your own photographic work.



© Thibault Roland



© Thibault Roland

Program

The Power of Contrast

Presented by Lisa Langell

Wednesday, December 1, 2021

Bio

Lisa Langell is a full-time award-winning photographer whose work has appeared in numerous prestigious publications including the cover of *Outdoor Photographer*, plus numerous images in *Arizona Highways* and *Ranger Rick*, in art galleries and more. She currently sits on the Board of Directors for the [North American Nature Photography Association](http://www.northamericanaturephotographyassociation.com). She is also a proud ambassador for [Tamron](http://www.tamron.com), [FotoPro](http://www.fotopro.com), and [H&Y filters](http://www.handyfilters.com).

Whether it was working as a master floral designer, a licensed psychologist, university faculty, an international consultant in K-12 education, the Chief Business Development Officer of an education technology company, a researcher, a writer, or an artist—she enjoyed meeting each challenge.

Still, her strongest calling was photography, ever since childhood when bird watching ignited her lifelong love of nature and the camera. In 2010, she turned her passion for photography into a business, and in 2015 she successfully transitioned to photography full time and left the corporate and consulting world behind.

The journey with photography has definitely been Lisa's favourite—she loves combining her diverse background and skills into her photographic art and instruction. Bringing joy to others brings joy to her! She thrives on creating innovative learning experiences and pushing photographic boundaries. She equally enjoys enriching, stimulating, and expanding fellow photographers' minds emotionally, creatively, and intellectually. Website: <http://www.langellphotography.com>

Live Webinars & Education: <http://www.langellphotography.com/Webinars-and-tutorials>

Workshops & Events: <http://www.langellphotography.com/Events-1>

The Power of Contrast

HOW and WHERE you use contrast makes all the difference.

- Did you know you can actually control your viewer to follow a path in your images in a certain order and sequence?
- Are you aware that carefully placed contrast plays a critically important role in whether your images are experienced in a pleasing way or with strain?
- Have you mastered the secret of making an image come to life and “pop”?
- Need ideas to improve the “resting place” for your viewer’s eyes as they navigate your image?

These critical components of powerful images can all be significantly enhanced by the proper use of contrast.

In this fun, informative, and interactive presentation, Lisa will explore before-and-after examples, and will teach you how to control for contrast when you shoot and when you post-process. Get ready for a game-changer that'll transform your images from drab to fab!

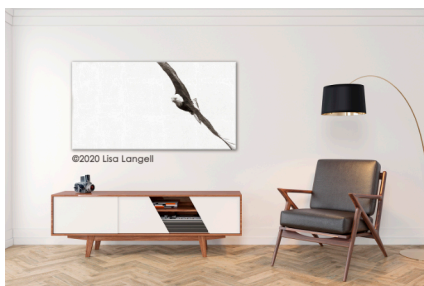
TERMS: Registering for and joining this webinar means you have reviewed, understand, and agree to these terms: <https://www.langellphotography.com/Webinar-terms/n-Mk3KJK>



Lisa Langell



© Lisa Langell



© Lisa Langell



Program

An Evening with . . . **Wednesday, December 15, 2021**

Have you been missing the social interaction of in-person MCC meetings from the before 2020-2021 times?

New to the MCC program is **An Evening with . . .**, the first of two evenings that we hope will bring back the feel of those good old days. Five talented MCC members will do an informal show-and-tell of some of their favourite/best images entered in competitions or challenges, giving us a behind-the-curtain look into their process, technique, and anything else that takes their fancy, taking all of your questions in stride.

In alpha order, the speakers are Lyne Brissette, Richard Cavalleri, Michael Folinsbee, Lucie Lacava, and Patrik Marier.



© Lyne Brissette

Instagram: [@charlottegrise](https://www.instagram.com/charlottegrise)



© Lyne Brissette



© Richard Cavalleri

Website: richardcavalleri.com/

Instagram: [@rcavalleri](https://www.instagram.com/rcavalleri)



© Richard Cavalleri

Program



© Michael Folinsbee



© Michael Folinsbee



© Lucie Lacava



© Lucie Lacava

Instagram: [@lulucrezia](https://www.instagram.com/lulucrezia)



© Patrik Marier

Instagram: [@photopmarier](https://www.instagram.com/photopmarier)

Facebook: [PhotoPMarier](https://www.facebook.com/PhotoPMarier)



© Patrik Marier

Program

Getting Started in Digital Infrared Photography

Presented by Phillip H. Shapiro

Wednesday, January 26, 2022

Bio

Phillip H. Shapiro started photography in the mid-1980s with a Nikon FM camera and switched to digital in the early 2000s with a Nikon D200. He quickly realized there was much to learn, for example, ASA vs ISO, RAW vs JPEG, the role of post-processing, and along the way he discovered the joy of compositing and creative compositions.

He became interested in infrared photography because he found that working in a different light spectrum stimulated his creativity. He converted his Nikon D200, his first digital camera, into an Infrared camera, which typically accompanies him as a second camera when he goes out shooting.

He joined the MCC in 2012 and has given presentations to the club on macro photography, focus stacking, an introduction to astro photography and using Photoshop to simulate popular camera filters. He has been MCC Outings Chair since 2015.



Phillip H. Shapiro

Getting Started in Digital Infrared Photography

Shooting infrared images is fun and creative.

Phillip will focus on infrared basics so you can choose a digital camera and filters for in-camera infrared conversion. He will show many examples of infrared images to give you a sense of the wonderful capabilities in this colour space and its suitability to all types of photography, from landscapes to portraits, animals, weddings, and more.

Since infrared colours your images red and magenta, Phillip will demonstrate a number of ways in post-processing to either change or enhance the colours to your liking. It starts with selecting a white balance to separate the parts of an image by colour. He will explain channel mixture and other techniques to enhance an image, and how to develop your own style. And in the process, you'll gain an understanding of colour manipulation.



Above images © Phillip H. Shapiro



Program

Winter Photography

Presented by Kas Stone

Wednesday, February 23, 2022

Bio

Kas Stone is a professional photographer based in Port Felix, at the remote eastern edge of Nova Scotia, where she finds plenty of inspiration in the wild coastal scenery and moody weather right outside her door. Her portfolio includes an extensive list of presentations, exhibitions, and publications, with several books and feature articles in Canadian and U.K. magazines. She favours a thoughtful approach to photography, exploring the landscape in the context of broader environmental and human themes.

Website: www.kasstone.ca



Kas Stone

Winter Photography

Winter presents some unique photographic challenges, but it can reward you with uniquely inspiring images too. This presentation celebrates the distinctive features of winter light and offers practical advice about camera care and shooting and processing techniques to showcase the snowy conditions. Kas also shares creative ideas that will inspire you to explore your personal feelings about the season—love it or hate it—and get outside to make some winter magic with your camera.



All above images © Kas Stone

Program

An Evening with . . .

Wednesday, April 6, 2022

Are you still missing the social interaction of in-person MCC meetings of the before 2020-2021 times?

An Evening with . . . is the second of two evenings that we hope will bring back the feel of those good old days. A second group of five talented MCC members will do an informal show-n-tell of some of their favourite/best images entered in competitions or challenges, giving us a behind-the-curtain look into their process, technique, and anything else that takes their fancy, taking all of your questions in stride.

In alpha order, the speakers are Ilana Block, Suzanne Pelland, Armando Rafael, Ezra Soiferman, and Edward Solow.



© Ilana Block

Website: ilanablockphotography.ca/

Instagram: [@ilanablock](https://www.instagram.com/ilanablock)

Facebook: [Ilana Block](https://www.facebook.com/IlanaBlock)


flickr: [Ilana Block](https://www.flickr.com/photos/ilanablock/)



© Ilana Block



© Suzanne Pelland



© Suzanne Pelland

Program



© Armando Rafael

Instagram: [@armandorafael11/](https://www.instagram.com/armandorafael11/)



© Armando Rafael



© Ezra Soiferman

Website: EzraSoiferman.com

Instagram: [@ezrasoiferman](https://www.instagram.com/ezrasoiferman)

Facebook: [ezra.soiferman](https://www.facebook.com/ezra.soiferman)



© Ezra Soiferman



© Edward Solow

Website: edwardsolowphotos.com



© Edward Solow

Program

Setting Boundaries: A Comprehensive Guide to Cropping Photographs

Presented by Kas Stone

Wednesday, April 27, 2022

Bio

Kas Stone is a professional photographer based in Port Felix, at the remote eastern edge of Nova Scotia, where she finds plenty of inspiration in the wild coastal scenery and moody weather right outside her door. Her portfolio includes an extensive list of presentations, exhibitions, and publications, with several books and feature articles in Canadian and U.K. magazines. She favours a thoughtful approach to photography, exploring the landscape in the context of broader environmental and human themes.

Website: www.kasstone.ca

Setting Boundaries: A Comprehensive Guide to Cropping Photographs

Cropping is a popular technique that is used to remove extraneous or distracting elements around the edges of a photograph or to change its aspect ratio. However, too often cropping is (mis)used as a remedy for sloppy composition or laziness in the field! In this presentation we explore the role of cropping in our photographic workflow and its impact on an image's visual design and storytelling. We review methods for calculating appropriate crop dimensions for various print and electronic formats, and technical limitations that must be considered when setting boundaries for our images.





Kas Stone

Topics Covered:

- Why cropping is useful, and why sometimes it's not the best tool for the job
- How cropping relates to a camera's sensor size and resolution
- Cropping to fit specific image output requirements (print vs electronic)
- Cropping to remove distractions
- Cropping to change an image's aspect ratio
- Cropping as a compositional tool to alter placement of elements in the frame
- Cropping as a storytelling tool to create mood, movement, or mystery

Note: This is a general discussion that applies to any image-editing software; it is not a software-specific how-to tutorial.



All images © Kas Stone



Program

Lakeshore Camera Club

Guest Membership for MCC Members

Members of the Montreal Camera Club will also be holding a guest membership in the Lakeshore Camera Club (LCC) and vice-versa, for a second year. Both clubs will be online for the fall season. This is still strictly an online membership, but does not include access to each other's private member site nor entry into each other's challenges and/or competitions.



The LCC has made arrangements to return to Stewart Hall in January, 2022, but will remain on Monday evenings as there was no ability to switch to Wednesday evenings. However, the LCC will be conducting hybrid meetings with the ability to continue to participate online, with the LCC members being able to return to in-person meetings. Not to worry, the MCC is exploring returning to in-person meetings starting in January, 2022. Your executive will keep you posted.

For the upcoming year, the Montreal Camera Club will remain on Wednesday evenings for the entire year (with the exception of Opening Night–Tuesday, Sept 14th, and Nevada Weir–Monday, Sept 20th).

LCC has an exciting lineup of presenters for the coming season, including the following:

- Paul Seesequasis: Blanket Toss Under Midnight Sun: Portraits of Everyday Life in 8 Indigenous Communities
- Michelle Valberg: Creating Emotional Impact with Wildlife Photography
- David Duchemin: The Heart of the Photograph
- Christoph Fischer: On Greenland
- Ned Pratt: TBA
- Oliver Drowster The Quest to Eradicate Prejudices Through Beauty

For details on the LCC schedule, please click on the following link: [Lakeshore Camera Club](#)



Honours Awards Program

Introduction

In 1954 the late Walter F. Wood ARPA, FPSA established a system of Honours Awards for the Montreal Camera Club. Developed from the awards principals of the RPS, PSA, and FIAP, the system allows a member to track their progress in the club.

But the purpose of these awards is to reward members not only for photographic proficiency but also for their contribution to the club as volunteers, on the executive and through support of other club activities. As well, the awards are designed to encourage members to enter national and international photographic competitions and to become active on committees of national and international societies.

A member progresses from the initial Pictorialist award to the more difficult advanced stages in the system until he or she reaches the highest level, the Fellowship.

Over the years the rules governing these Honours Awards have been modified to meet changing conditions, However the goals remain unchanged. To qualify for the top Honour Awards requires a high degree of photographic and service achievement at the club as well as participation in photographic activities at the national and international level.

Comments are welcome as to updates to the program to reflect web and social media uses of photography and support of the Montreal Camera Club. Please respond to honours@montrealcameraclub.com

How to apply for an Honours Award

Honours Certificates are awarded annually at the spring trophy presentation based on prior application by a Member on the basis of photographic achievement and service to the Montreal Camera Club and/or to photography on the National or International level. The application form will be found on the website at: <https://www.montrealcameraclub.com/honours-awards.html>

The Award Levels are

Advanced Pictorialist

150 points with a minimum of 100 club points.

Expert Pictorialist

400 points with a minimum of 150 club points.

Master Pictorialist

1,000 points with a minimum of 200 club points.

Superior Pictorialist

1,700 points. In addition, the member is required to complete the following:

- To have entered a total of 100 different prints and/or images in MCC competitions
- To have had 50 different prints and/or images accepted in MCC competitions
- To have qualified for four of the elective requirements

Associate

2,500 points with a minimum of 250 club points. In addition, the member is required to complete the following:

- To have entered a total of 150 different prints and/or images in MCC competitions
- To have had 25 different prints and/or images accepted in international salons or to have had 75 different prints and/or images accepted in MCC competitions
- To have qualified for eight of the elective requirements one of which must include service on the MCC executive

Honours Awards Program (Continued)

Fellow

5,000 points with a minimum of 500 club points. In addition, the member is required to complete the following:

- To have entered a total of 300 different prints and/or images in MCC competitions
- To have had 50 different prints and/or images accepted in international salons OR have had 150 different prints and/or images accepted in MCC competitions
- To have qualified for 12 of the elective requirements one of which must include service on the MCC executive.

Honorary Life Member

As per the [bylaws](#). (Refer to paragraph 3 under "Membership.")

Honorary Fellow

Awarded for outstanding photographic ability with distinctive service, or as a special recognition to a member or non-member of the club so qualified, on the basis of the unanimous approval of the executive and the Honours Committees. Maximum of ten living holders of the Honour.

Honours Committee

honours@montrealcameraclub.com

Trophy & Certificate Competitions

Competitions form a large part of our scheduling for the season. Our club is a place to enjoy viewing the images being judged and to learn from listening to the judging comments which can be very helpful in improving your own work. We hold our own club competitions and also participate in both national and provincial competitions.

The MCC has three divisions for our internal competitions: Pictorial, Nature, and Print. Each division holds five competitions per year, for a total of fifteen. A number of trophies are handed out at the end of the year for each division. Due to COVID-19, our 2021-2022 season will feature Fall and Winter Challenges in place of the Print competitions.

For more details refer to the [Pictorial](#), [Nature](#), [Challenges](#) sections, and the [Helpful Links](#).

The rules for each trophy may be found here:

<https://www.montrealcameraclub.com/trophies-and-definitions.html>



Digital Slide Show Competition

This is your chance to demonstrate your photography, creativity, and imagination in the Digital Slide Show competition to be presented at the meeting of April 13, 2022.

Don't miss this chance to experiment, learn new tricks, and have some fun. The judges will consist of club members and guests in the audience. Judges will be asked to consider how well the following elements work together to create an imaginative, entertaining, and original presentation: theme, image quality, editing, story flow and pacing, music, sound effects and commentary, and titles.

Rules:

- Your presentation may be on any subject of your choosing.
- An identifying title must be included.
- For this competition, the maker's name must NOT be included ANYWHERE in the presentation.
- The presentation must be no longer than four (4) minutes. It may be shorter.
- Submissions will be accepted by various methods: WeTransfer to slideshow@montrealcameraclub.com or on a USB key with your name clearly indicated on the key.
- The file must be in .mov or .mp4 format.
- Presentations should be self-running (stand-alone, independent of the software used for their creation).

The presentation must be submitted no later than March 23, 2022, so that it may be tested and a judging list prepared. Please note that we no longer accept entries on the evening of the competition.

Helpful links:

Royal Photographic Society (RPS)—Introduction to AV (Slideshows):

<https://rps.org/groups/audio-visual/making-an-av-sequence/>

Royal Photographic Society (RPS)—Audio Visual Master Class: <https://vimeo.com/523689606>

For more details, please go to <https://www.montrealcameraclub.com/slideshow.html>

Frances Cable & Margaret White

slideshow@montrealcameraclub.com



Pictorial Competitions

There are five Pictorial competitions held each year, three in the fall and two in the winter/spring. At the end of the season, there is a competition for Image of the Year for the categories of General, Creative, and Photojournalism/Street.

General

Images in this category consist of any material that is pictorial (aesthetic), documentary, patterns—a broad category of images generally acceptable as photographic, non-commercial material.

Creative

The Creative category has been combined again into one category (CR). This includes both Altered Reality and Enhanced Reality. The maker may wish to add (Composite) at the end of the title to clarify that the image is actually creative.

Photojournalism

Photojournalism /Street Photography consists of images that tell stories or document people affected by an event or a situation. Only global post-processing techniques are permitted such as tone, exposure, or colour adjustments. No selective adjustments are allowed. For example, nothing may be added, removed, or cloned. Cropping is permitted. Please consult the Rules Governing Monthly Competitions for more details.

For more information go to the following link;

<https://www.montrealcameraclub.com/pictorial2020.html>

Philip Goldsmith & Elaine Bacal

pictorial@montrealcameraclub.com



Philip Goldsmith



Elaine Bacal

Pictorial Competitions

Examples of Pictorial Images




© Gail Mager



© Rachel Bilodeau



© Guy P. Larin

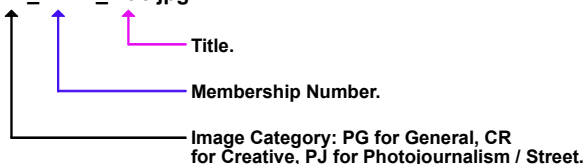


© André Lirette

Pictorial Competition Rules & Quick Reference Guide

PICTORIAL FILENAME

XX_YYYY_Title.jpg



Title - is the image title. The maker can specify if image submitted in Creative is Enhanced Reality by adding, in brackets, Composite, to the end of the title. If the image is submitted within Photojournalism, the maker can specify that the image is, by adding, in brackets, Street, at the end of the title.

NOTE: The judges may disqualify images NOT reflecting the category.

The categories:

PG for Pictorial - General: i.e. interesting subject matter, from flowers to architecture, car details to ballet dancers.

CR for Creative: an image that is created by the maker, usually a composite of several images.

PJ for Photojournalism/Street: consists of images that tell stories, or document people affected by an event or a situation. Only basic post-processing is permitted such as cropping, tone and colour adjustment.

ALL TITLES should be written without any underscores or all words stuck together. The title will be displayed with the image, so please give a relevant title and avoid spelling errors. Maximum 60 characters for titles. Any entry not complying **WILL BE RETURNED** to the maker for correction.

Rules:

- Each photographer may enter a maximum of three (3) images per competition.
- Images previously entered in a Montreal Camera Club competition are NOT eligible.
- Digital images must be submitted to pictorial@montrealcameraclub.com by the deadlines established—see calendar on [pages 50 & 51](#) for details.
- A maximum of ten (10) entries per year is allowed in any one category (Pictorial, Creative, and Photojournalism). If more than ten (10) images are entered into a category, only the first 10 images submitted will be used in the calculations for trophies, standings, and honours, etc.

Sizing:

- Digital images should be submitted with a maximum width of 3840 pixels and a maximum height of 2160 pixels.
- Files should be saved as .jpg images with a high-quality setting.

Updated: September 14, 2021



Nature Competitions

There are five Nature competitions each year, two in the fall and three in the winter/spring. There are four categories in Nature: Botany, General, Ornithology, and Zoology. At the end of the season there is a competition for Image of the Year for each category. The storytelling value of a Nature image is weighed more than the pictorial quality, although it must still display technical quality.

Definitions of the Nature categories:

Botany

Wildflowers, trees, plants, and fungi growing in the wild or cultivated in botanical gardens, etc. in their botanical form.

General

Natural phenomena such as landscapes or seascapes, rocks, fossils, astronomy, etc.

Ornithology

Undomesticated birds in their natural habitat, in a zoo, game farm, refuge, or aquarium.

Zoology

Mammals, reptiles, amphibians, and insects in their natural environment, in refuges, or in zoos.

NOTES:

Any trace of "hand of man" in a Nature image entry shall disqualify it from being accepted:

- NO roads, houses, fences, electrical wires, mown grass, tool-cut wood, or humans
- NO horticultural varieties of plants (cultivated plants) such as tulips or daffodils, or still life studies (not found in nature)
- In the case of zoo/reserve animals or birds, NO cage bars, concrete walls, mown grass, zoo straw, bedding, etc.
- The Zoology category excludes domestic animals (dogs, cats, livestock, etc.), feral animals, or mounted/museum specimens

Exception: Species associated with manmade features (for example: pelicans on pier posts, storks on tall manmade structures, barn owls in barns, etc).

In Nature, titles should be informative, but concise. Where possible, tell a story or provide information with nature value. Some judges like to see the scientific Latin name, in parentheses, after the common name of the plant or animal, although this is not essential. Include only what you have observed, not what you imagine might be happening.

MCC does not in any way condone baiting of birds or animals. Images made using baiting are ineligible for competition. Competition entries in which the subject(s) appear to have been baited should be accompanied by a note affirming that no baiting was used by the photographer or others present. For more information, go to the following link: <https://www.montrealcameraclub.com/nature2020.html>

Guy Larin & Danielle LaPointe

nature@montrealcameraclub.com



Guy Larin



Danielle LaPointe

Nature Competitions

Examples of Nature Images



© Mireille Rondeau



© Carole Pelletier



© Jean Guoin



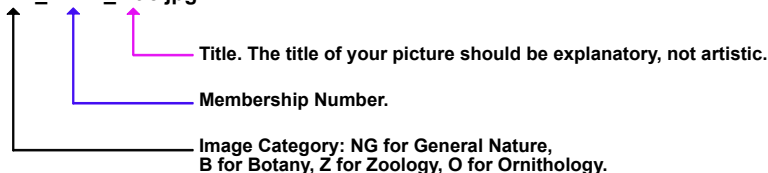
© Danielle LaPointe



Nature Competition Rules & Quick Reference Guide

NATURE FILENAME

XX_YYYY_Title.jpg



NOTE: Any image in Nature is disqualified if there is any evidence of the HAND OF MAN.

ALL TITLES should be written without any underscores or all words stuck together. The title will be displayed with the image, so please give a relevant title and avoid spelling errors. Maximum 60 characters for titles. Any entry not complying **WILL BE RETURNED** to the maker for correction.

Rules:

- Each photographer may enter a maximum of three (3) images per competition.
- Images previously entered in a Montreal Camera Club competition are **NOT** eligible.
- Digital images must be submitted to nature@montrealcameraclub.com by the deadlines established—see calendar on [pages 50 & 51](#) for details.
- A maximum of ten (10) entries per year is allowed in any one category: Botany (B), General (NG), Ornithology (O), and Zoology (Z). If more than ten (10) images are entered into a category, only the first 10 images submitted will be used in the calculations for trophies, standings, and honours, etc.

Sizing:

- Digital images should be submitted with a maximum width of 3840 pixels and/or a maximum height of 2160 pixels.
- Files should be saved as .jpg images with a high-quality setting.

Updated: September 14, 2021

Gemboree Competition

Dear MCC members,

You are cordially invited to join the next Gemboree competition in March 2022. Last season 172 images were submitted by 25 members, and we anticipate continued growth for Gemboree 2022.



Michael Folinsbee

Here are the Gemboree 2022 themes:

- G1—Bicycle
- G2—Hand
- G3—Long-Exposure
- G4—Market
- G5—Patterns in Nature
- G6—Puddle
- G7—Vintage

The plural form is allowed for any singular subject. For example, in theme G1—Bicycle, images with one or more bicycles are eligible.

A word about theme G3—Long-Exposure. The intent is for you to explore your camera's creative capability to capture a scene with both stationary and moving elements. Depending on your exposure time relative to your subject's speed through the frame, interesting blurring or hiding effects can be achieved. Here are a few ways to increase your camera's useable exposure times:

- Smaller aperture
- Lower ISO sensitivity
- Shoot in lower light conditions
- Use filters (neutral density)

A tripod is recommended, but not mandatory. There are many books, videos, and forums with helpful tips for long exposures. Here is a link you may find helpful:

<https://photzy.com/7-creative-effects-can-achieve-slow-shutter-speed/>

Please contact me if you have any questions.

Images will be presented with their titles, so try to think of a phrase that complements your photographic message. The standard MCC image dimensions of 3840 x 2160 pixels (width x height) will be used.

Good luck and have fun shooting!

Michael Folinsbee

gemboree@montrealcameraclub.com



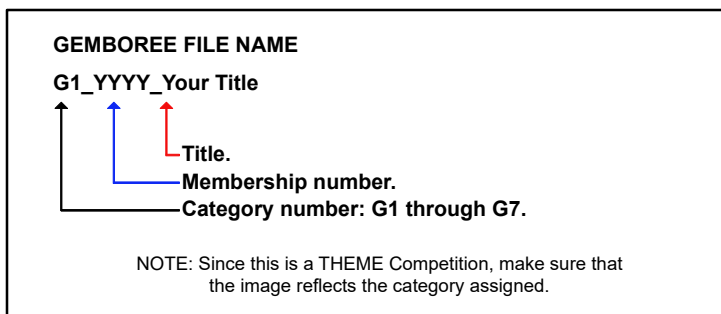
Gemboree Competition



Reflections

Gemboree 2020-2021 Category © Danielle Charron

Gemboree Competition Rules & Quick Reference Guide



Rules:

- Entries must be received by March 9, 2022.
- Entries should be emailed to gemboree@montrealcameraclub.com
- Each photographer may enter a maximum of seven (7) images.
- No more than one image may be entered in any one theme.
- Images previously entered in a judged MCC competition or challenge are not eligible.
- Images should have a maximum width of 3840 pixels and a maximum height of 2160 pixels.

Judging Criteria:

- Does the image effectively portray the category theme?
- Impact
- Composition
- Technique
- Does the image title enhance the message?
- Maximum score per image: 30 (10 points per image from 3 judges)

Updated: September 14, 2021



Non-Trophy Challenges

This is your chance to have fun with your creativity and share with your fellow photographers. These challenges include Diarama (third year), Create-a-Poster, Interpretive Theme, and Theme Challenges. Let your imagination be your guide. It is a chance to show your creativity!

Interpretive Theme Challenge

Your mission, should you choose to accept it, is to turn an image into a work of wonder! Use whatever technique, colour, or composite that strikes your fancy. Amaze us. An image will be emailed to all members several weeks before the due date for submission.

Your interpretive version of the image will be due Wednesday, January 19, 2022.

All submissions will be presented after the Diarama competition on Wednesday, February 9, 2022.

George Liberman

events@montrealcameraclub.com



George Liberman



© Cindy Canavan

Create-a-Poster Challenge

Create a customized, inspirational, motivational, or fun poster, and display your message in an eye-catching way.

Some guidelines to creating a poster with your image(s):

- Keep the look clean.
- Use a headline: think about a single word, sentence, phrase, or quote that will get people's attention.
- Use of a border is optional.
- Free trial versions of motivational poster makers are available online.

Check out <http://bighugelabs.com>

Submission:

- Up to six (6) images per member.
- Deadline for submission: Wednesday, March 2, 2022.
- A slideshow of the submissions will be presented on Wednesday, March 16, 2022.

Margaret White & Frances Cable

events@montrealcameraclub.com

Non-Trophy Challenges

Diarama

Have some fun



Lorraine Deslauriers

- Who? We invite all our members to participate!
- What? A secret object will be revealed.
- This object will have to be included in your image.
- When? Images due January 19, 2022. Presentation of the images February 9, 2022.
- Where? Buy the secret object at a store.
- Why? Stimulate your creativity (no marks).
- How? This is the time to be creative and have some fun! You have to photograph the secret object, how you would like it to be. You can stage the scene, use altered reality, colour, or not, however you want to carry your idea. It is up to you, your imagination. The one rule is to produce only images with the secret object in them.

Lorraine Deslauriers

events@montrealcameraclub.com



Theme Challenges

As we are currently still not able to meet in person, the decision has been made to temporarily suspend the Print Competitions again for the upcoming year. This category has been replaced by Challenges, with a different theme for each Challenges evening.

All the images will be presented and discussed, but no marks given and no trophy will be awarded at the end of the year. The aim is for members to discuss our images in a casual manner in which we can all learn from each other.

For more information, go to the following link:

<https://www.montrealcameraclub.com/challenge.html>



Margaret White



Pam Fogarty

Margaret White & Pam Fogarty

challenge@montrealcameraclub.com

Challenge	References:
F1 Fall Challenge Smartphone Suggested theme Urban	CAPA Competition—Smartphone For MCC Challenge, suggested theme Urban Reference links for smartphone photography: Top 10 Smartphone Photography Beginner Mistakes by MountMedia Must Try Street Smartphone Photography Ideas! By Pierre T. Lambert
F2 Fall Challenge Lines & Curves Suggested theme Architecture	CAPA Competition—Lines & Curves CAPA Competition Themes: 1. Monochrome / Infrared 2. Colour—Curves 3. Colour—Lines For MCC Challenge, suggested theme Architecture Reference link for architecture photography: 7 tips & techniques by Sunny Shrestha for Picturecorrect Examples of architecture
W1 Winter Challenge Monochrome Black & White Suggested theme Landscapes or Cityscapes	CAPA Competition—Monochrome For MCC Challenge, suggested theme Landscapes or Cityscapes Reference links for Monochrome photography: Adorama—Black and White Landscapes: The Viewfinder with Marcin Lewandowski Six Reasons You Must Use Black & White for Landscape Photography by Andrew Gibson 5 Tips for Black and White Landscape Photography by Subham Shome Dramatic Landscape Black and White Conversion in Lightroom by Robin Whalley
W2 Winter Challenge Low Key Image	Almost Black or Low-key Image. The idea is to create a dramatic image where most of the image is very dark and only a small part of the image, the subject, is lit. Reference links for Low Key photography: Adorama—Low Key Portraits: Take and Make Great Photography with Gavin Hoey Low Key Photography Low Key Photography for Beginners—Enter the Dark Side by JasenkaG
W3 Winter Challenge Minimalism	Reference links for Minimalism: Mango Street—Minimalist Photography Tutorial (Using Negative Space) The Art of Photography—Minimalist Composition Techniques Marvin Grey—Creating Fine Art Landscapes Through Minimalism Six Important elements in minimalist photography, and why they work by Dana Walton

Theme Challenges

Some Images From the 2021 Summer Challenges



Food Photography © Carmen Carbone



Street Photography © Evelyn Young



Series of 4 © Allison Haggarty & Frances Cable



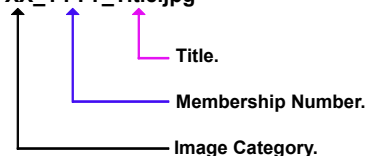
Series of 4 © Amir El Etr, Phillip H. Shapiro, Armando Rafael & Philippe Laporta



Theme Challenges Rules & Quick Reference Guide

THEME CHALLENGE FILENAME

XX_YYYY_Title.jpg



NOTE: The judges may disqualify Images NOT reflecting the Category or Theme.

The categories:

F1 - Fall Challenge - Smartphone (Urban).

F2 - Fall Challenge - Lines & Curves (Architecture).

W1 - Winter Challenge - Monochrome, B & W. (Landscapes or Cityscapes)

W2 - Winter Challenge - Low Key Image.

W3 - Winter Challenge - Minimalism.

ALL TITLES should be written without any underscores or all words stuck together. The title will be displayed with the image, so please give a relevant title and avoid spelling errors. Maximum 60 characters for titles. Any entry not complying **WILL BE RETURNED** to the maker for correction.

Rules:

- Each photographer may enter a maximum of three (3) images per Challenge.
- Images previously entered in a Montreal Camera Club competition are NOT eligible.
- Images that have been entered into the Theme Challenges may be submitted to Montreal Camera Club competitions that are being scored.
- Digital images must be submitted to challenge@montrealcameraclub.com by the deadlines established—see calendar on [pages 50 & 51](#) for details.

Sizing:

- Digital images should be submitted with a maximum width of 3840 pixels and/or a maximum height of 2160 pixels.
- Files should be saved as .jpg images with a high-quality setting.

Updated: September 14, 2021

External Competitions

The MCC also participates in several external inter-club competitions, nationally through CAPA (Canadian Association for Photographic Art) and provincially with the SPPQ (Société de promotion de la photographie du Québec).

CAPA

The Montreal Camera Club is a member of the Canadian Association for Photographic Art (CAPA). This organization is comprised of close to 90 member clubs and over 1,000 individual members who share their love of photography. You are encouraged to check it out. You can compete as part of the MCC without having to join CAPA or as an individual if you are a CAPA member.

Categories for this season both for Club and Individual participation in CAPA:

- **Nature—Wildlife** (both club and individual)
- **Fall Open Theme** (both club and individual)
- **Smart Phone** (both club and individual)
- **Curves and Lines** (both club and individual)
- **Artistic** (both club and individual)
- **A Series of Four Photos** (both club and individual)
- **Monochrome** (both club and individual)
- **Audio Visual Presentation** (both club and individual)
- **Canada: My Country** (both club and individual)
- **Annual Photo Challenge** (Individuals only)

Note that even if one is an individual member of CAPA, MCC members may also choose to enter an image for the club. Submission dates will be announced ahead of time for each competition.

For more information about CAPA, go to <http://www.capacanada.ca>

MCC CAPA Guidelines: <https://www.montrealcameraclub.com/capa-competition.html>

Carole Pelletier

capa@montrealcameraclub.com



External Competitions

SPPQ

Dear Members,

The SPPQ's Annual Interclub Digital Competition is the most significant provincial inter-club digital competition.

We will be selecting 20 images (5 in each of the 4 categories) to represent the club.

The selection will include images submitted by members to MCC competitions from the previous seasons and images submitted from September to December of the current year.

We would like members to submit additional images, particularly in the theme category, which is Culinary this year. So, please send images you would like to submit, that have not already been submitted to the MCC competitions.

WHEN

Send your images anytime from now to December 25—but the sooner the better!

HOW

Use the same File Naming as for the MCC competitions. Use the same sizing as for the MCC competitions.

There are 4 categories in the 2020-2021 SPPQ inter-club competition:

- Animals: Any species with hair or feathers, mammal (marine or land), amphibians (vertebrate or invertebrate), reptiles, and insects.
- Human: A person or group of persons, in ANY kind of activity.
- Nature: Natural landscapes and elements of nature: Flowers; Plants; Minerals. (Images need to be without the presence of humans, birds, animals, or insects, and without man-made elements.)
- Theme—Culinary: This includes ingredients, prepared and unprepared food, produce, etc.

Duplicate Submissions

You cannot submit an image that has previously been presented. An image is considered a duplicate if 20% or more of the content is the same as another image from the same photographer.

Participation

Anyone can participate, but any given author can only participate through 1 club, for any of the activities of the SPPQ.

Authorization

Each photographer will need to accept the SPPQ's authorization terms.

Consult the SPPQ website for specific information, or to receive their Infoletter. Note that all documentation is in French. www.SPPQ.com

Questions? Write to us and we will get back to you as soon as possible.

MCC SPPQ Guidelines: <https://www.montrealcameraclub.com/sppq-competition.html>

Thank you,

Philippe Laporta & Armando Rafaël

sppq@montrealcameraclub.com

Outings

By its nature, photography can be a solitary activity. But it can also be a great way to join a community and make new friends. If this sounds appealing, then MCC outings are for you. During these motivating and enjoyable events, club members of all skill levels are able to exchange about varied photographic concepts and techniques in an informal setting. Outings are organized at least once a month, over the entire year.



Phillip Shapiro



Lyne Brissette

There are two basic types of outings:

- Exploration of a particular location or photographic niche. Some of our members' favourites include festivals, fireworks, sports competitions, parades, wildlife, gardens, photo walks, etc.
- Workshops in a studio setting where you can explore a specialized field (portraits, water drops, macro-photography, model photo-shoot, etc.)

Field trips and workshops are usually coordinated so they help you shoot subjects in advance of the club's challenges and competitions. A friendly competitive edge can be a stimulating way to get you out of your comfort zone and improve your photography.

After each outing, participants are encouraged to share their images, and it's fascinating to often see interesting and novel perspectives from the same location. We encourage you to visit the MCC website and browse through the images from past outings.

Phillip Shapiro & Lyne Brissette

outings@montrealcameraclub.com

Outings

List of possible outings & work-shops 2021-2022

(TBC according to the public health authority guidelines and reopening plan):

September

- Granby Zoo
- Long exposure and night photography in the city

October

- Urban photo walk (Plateau Mont-Royal)
- Birds of prey private show
- Zombie Walk

November

- Snow geese, Drummondville
- Airplane spotting, Parc Jacques-de-Lesseps (near the airport)

December

- Winter Fireworks
- Old Montreal Christmas decorations

February

- Ice Canoe challenge

March

- St. Patrick's Day Parade

Workshops:

- Man-made macro photography: Throughout the workshop, people will get the opportunity to practice and experiment with a whole range of subjects, including household objects, jewellery, food, and flowers, with the technical support of other members.
- Photographing models in several genres with varying lighting setups. (hands-on learning shooting experience in portraiture with professional and semi-professional studio lighting gear).

Emails will be sent to MCC members prior to the outings and workshops with information about registering for the outings, dates, times, adjustments to the scheduled activities due to COVID-19, etc.

Note: MCC is following the government's restrictions with respect to COVID-19 and gatherings.

For information about the 2021-2022 outings, refer to this link:

<https://www.montrealcameraclub.com/calendar.html>

Outings



Airplane Spotting © Phillip Shapiro



Birds of Prey © Phillip Shapiro



Photowalk © Lyne Brissette

Outings

Some Photographs Taken During the Summer 2021 Outings



Old Port © Elaine Bacal



Old Port © Lyne Brissette




Old Port © Michael Folinsbee

Outings

Some Photographs Taken During the Summer 2021 Outings



St. Lambert © Guy P. Larin



St. Lambert © Margaret White




St. Lambert © Evelyn Young



Lavender © Dora Prokosh



Sunflowers © Lucie Lacava



Sunflowers © Lyne Brissette

Executive Committee 2021-2022

	CINDY CANAVAN President president@		Immediate Past President president@
	FRANCES CABLE Communications Chair, Website Manager, Mail Chimp communications@		LORRAINE DESLAURIERS Program Chair program@
	FRANCES CABLE Membership Chair membership@		DIANA BRUNO Program Co-Chair program@
	MICHAEL FOLINSBEE Membership Co-Chair membership@		KATHRYN MASON Treasurer, Judging and Standards Chair Treasurer@
	FRANCES CABLE Secretary secretary@		NORMAND LOISELLE House Chair
	PHILIP GOLDSMITH Pictorial Chair pictorial@		ELAINE BACAL Pictorial Co-Chair pictorial@
	GUY P. LARIN Nature Chair nature@		DANIELLE LAPOINTE Nature Co-Chair nature@

All email addresses are @montrealcameraclub.com

Executive Committee 2021-2022

	MARGARET WHITE Challenge Chair challenge@		PAM FOGARTY Challenge Co-Chair challenge@
	PHILLIP SHAPIRO Outings Chair outings@		LYNE BRISSETTE Outings Co-Chair outings@
	FLORENCE JEAN Social Chair social@ mentoring@		AFRIC EUSTACE Social Co-Chair
	Honours Chair honours@		Honours Co-Chair

All email addresses are @montrealcameraclub.com



Volunteers 2021-2022

	RACHEL BILODEAU Webmaster, Social Media webmaster@		CAROLE DUHAIME MailChimp, Internal Emails, Communication communication@
	JOANN EGAR Cameragram Proofreader		SYLVIA ROURKE Cameragram Proofreader, Administrative Consultant
	MARGARET WHITE Cameragram Editor, Affinity Publisher, Layout & Copy cameragram@		FLORENCE JEAN Judging Seminars tutorials@
	CAROLE PELLETIER CAPA Liaison CAPA@		CAPA Assistant Liaison
	PHILIPPE LAPORTA SPPQ Liaison sppq@		ARMANDO RAFAEL SPPQ Assistant Liaison sppq@
	MICHAEL FOLINSBEE Gemboree Competition gemboree@		MICHAEL FOLINSBEE Technical Consultant
	LORRAINE DESLAURIERS Diarma Competition events@		FRANCES CABLE Slideshow Competition slideshow@ Create a Poster events@
	GEORGE LIBERMAN Interpretive Theme Challenge events@		MARGARET WHITE Slideshow Competition slideshow@ Create a Poster events@

All email addresses are @montrealcameraclub.com

Fall Calendar - Schedule

SEPTEMBER			
Tuesday	14	Opening Night	
Wednesday	15	<i>Pictorial 1</i>	<i>Pictorial Images Due</i>
Monday	20	Guest speaker Nevada Wier	Light & Colour
Wednesday	22	<i>Nature 1</i>	<i>Nature Images Due</i>
Wednesday	29	Pictorial 1	Pictorial Competition
OCTOBER			
Wednesday	6	Nature 1	Nature Competition
Wednesday	6	<i>Fall Challenge 1</i>	<i>Images Due—Smartphone: Urban</i>
Wednesday	13	Guest Speaker Don Giannatti	Making Photography your Business
Wednesday	20	Fall Challenge 1	Fall Challenge 1—Smartphone: Urban
Wednesday	20	<i>Pictorial 2</i>	<i>Pictorial Images Due</i>
Wednesday	27	Guest speaker Paul Zizka	Magic in High Places
Wednesday	27	<i>Nature 2</i>	<i>Nature Images Due</i>
NOVEMBER			
Wednesday	3	Pictorial 2	Pictorial Competition
Wednesday	10	Nature 2	Nature Competition
Wednesday	10	<i>Fall Challenge 2</i>	<i>Images Due – Lines & Curves: Architecture</i>
Wednesday	17	Guest speaker Thibault Roland	Advanced Fine Art Photography
Wednesday	24	<i>Pictorial 3</i>	<i>Pictorial Images Due</i>
Wednesday	24	Fall Challenge 2	Fall Challenge 2 – Lines & Curves: Architecture
DECEMBER			
Wednesday	1	Education Night Lisa Langell	The Visual Power of Contrast
Wednesday	8	Pictorial 3	Pictorial Competition
Wednesday	15	Member Presentation	An Evening with... #1
Wednesday	22	<i>Nature 3</i>	<i>Nature Images Due Theme: Insects & Spiders</i>



Winter Calendar - Schedule

JANUARY			
Wednesday	5	Winter Challenge 1	Images Due—Monochrome B & W: Landscapes or Cityscapes
Wednesday	12	Nature 3	Nature Competition Theme: Insects & Spiders
Wednesday	19	Winter Challenge 1	Winter Challenge 1—Monochrome B & W: Landscapes or Cityscapes
Wednesday	19	Pictorial 4	Pictorial Images Due
Wednesday	19	Diarama and Interpretive Theme	Diarama and Interpretive Theme Images Due
Wednesday	26	Member Speaker – Phillip H. Shapiro	Getting Started in Digital Infrared Photography
FEBRUARY			
Wednesday	2	Pictorial 4	Pictorial Competition
Wednesday	2	Nature 4	Nature Images Due
Wednesday	9	Member's Challenge First Half	Diarama
Wednesday	9	Interpretive Theme Second Half	Interpretive Theme
Wednesday	16	Nature 4	Nature Competition
Wednesday	16	Winter Challenge 2	Images Due—Low Key Images
Wednesday	23	Guest Speaker Kas Stone	Winter Photography
Wednesday	23	Pictorial 5	Pictorial Images Due
MARCH			
Wednesday	2	Winter Challenge 2	Winter Challenge 2—Low Key Images
Wednesday	2	Nature 5	Nature Images Due
Wednesday	2	Create a Poster	Poster Images Due
Wednesday	9	Pictorial 5	Pictorial Competition
Wednesday	9	Gemboree	Gemboree Images Due
Wednesday	16	Nature 5	Nature Competition
Wednesday	16	2 nd half	Create a Poster
Wednesday	16	Winter Challenge 3	Images Due—Minimalism
Wednesday	23	Slideshow	Slideshows Due
Wednesday	23	Gemboree	Gemboree Competition
Wednesday	30	Winter Challenge 3	Winter Challenge 3—Minimalism
APRIL			
Wednesday	6	Member Presentation	An Evening with... #2
Wednesday	13	Slideshow	Slideshow Competition
Wednesday	20	Pictorial	Images of the year selection
Wednesday	27	Guest Speaker Kas Stone	Setting Boundaries: A Comprehensive Guide to Cropping Photographs
MAY			
Wednesday	4	Nature	Images of the year selection
Wednesday	11	AGM & Awards	Annual General Meeting & Awards
Wednesday	18	End of Year Party	Pot Luck Dinner





THE ROTHENBERG GROUP

With our compliments...

Stocks

Mutual Funds

RRSPs

Life Insurance

Bonds

GICs

RRIFs

Life Annuities

"Because you deserve more"

WESTMOUNT
(514) 934-0586

WEST ISLAND
(514) 697-0035

SOUTH SHORE
(450) 321-0001

CALGARY
(403) 228-2378

www.rothenberg.ca



PRINTED BY
2080B Crescent St.
Montreal, QC H3G 2B8
print@copiesconcordia.com
www.copiesconcordia.com

Due to COVID-19, the Montreal Camera Club is currently holding meetings online. When onsite meetings resume, the meetings will be held in the hall of Westmount Park United Church, located at:

4695 de Maisonneuve West
Westmount, QC H3Z 1L9

The cross street is Lansdowne Avenue.

The articles and photographs in this Cameragram are copyrighted and are not to be reproduced or modified without the creator's written permission. For more information or a release, please contact the Editor at cameragram@montrealcameraclub.com