

# cameragram

FALL 2015



FOUNDED IN 1893

**Montreal Camera Club**  
Westmount Park Church  
4695 de Maisonneuve West  
Westmount, QC H3Z 1L9

[www.montrealcameraclub.com](http://www.montrealcameraclub.com)

## Montreal Camera Club Fall Program at a Glance

### September 2015

- 21 Opening Night:  
"What We Did Last Summer" /  
Education Night #1 Presentation
- 26 Outing: Parachute Montreal and  
Dorwin Falls, Rawdon
- 28 PICTORIAL #1: COMPETITION

### October 2015

- 03 Outing: Scott Kelby Worldwide  
Photo Walk 2015
- 05 A Bonnie Nichol Lecture Presentation:  
Michelle Valberg
- 12 Thanksgiving – no meeting
- 17 Outing:  
John Surridge Photo and Breakfast /  
Kay Mason Photo and Lunch
- 20 NATURE #1 COMPETITION
- 26 Presentation:  
Christoph Fischer
- 31 Outing:  
Royal Astronomical Society  
Backup date Nov 07

### November 2015

- 02 Member Presentation:  
Jarka Miler – Travels in Colombia
- 02 PRINT #1 COMPETITION – second half
- 09 PICTORIAL #2 COMPETITION
- 16 Presentation:  
Eric Constantineau from Photo Service  
"Night and Long Exposure Photography"
- 19 Outing:  
McGill College Ave. – Night Shooting
- 23 NATURE #2 COMPETITION /  
Interpretive Theme Night
- 30 PRINT #2 AND PRINT THEME:  
MINIMALIST COMPETITIONS

### December 2015

- 07 Education #2 Presentation: Ann Pearson  
Creative Visions J. Uelsmann, J. Kost
- 14 Holiday Party /  
Presentation by Momena Photography  
"Sharing our Passion"  
Viewing Holiday Greeting Cards

**COVER IMAGE:**  
"Kuchi Child with Fat Tail Lamb"  
© Kathryn Mason

Digital copy of an original Kodachrome slide

## Table of Contents

- 02.....Fall Program at a Glance
- 02.....Competition Deadlines at a Glance
- 03.....The President's Welcome Message
- 04.....Editor's Message
- 05.....Membership Message
- 06.....Program Highlights
- 07.....Fall Program/Opening Night and  
Education Night #1
- 08.....What's New and Updated!
- 09.....Scott Kelby Photowalk & Help Portrait
- 10.....Bonnie Nichol Lecture: Michelle Valberg  
"An Evening of Travel & Adventure  
Photography"
- 12.....Presentation: Christoph Fischer  
"Beauty Surrounds You"
- 14.....Presentation: Jaroslava Miler  
"Travels in Colombia"
- 15.....First Print Competition
- 16.....Presentation: Eric Constantineau  
"Night Photography & Long Exposures"
- 18.....Presentation: Momena Photography  
"Sharing Our Passion"
- 20.....Outings Co-Chairs' Message
- 21.....Fall Outings
- 24.....MCC Fall Calendar
- 28.....Pictorial Division Co-Chairs
- 30.....Nature Division Co-Chairs
- 31.....Print Division Chair
- 33.....Competition Quick Reference Guide
- 34.....Gemboree Competition
- 36.....Gemboree Competition QR Guide
- 37.....Print Theme Competition Topics
- 38.....Tip of the Hat
- 42.....Interpretive Theme Challenge
- 43 .....MCC Executive Committee  
2015 - 2016

### Competition Deadlines At a Glance

#### September 2015

- 21 **Pictorial #1** Images due

#### October 2015

- 12 **Nature #1** Images due
- 29 **Print #1** Titles and digital images due

#### November 2015

- 02 **Pictorial #2** Images due
- 16 **Nature #2** Images due
- 18 Interpretive Theme Challenge images due
- 26 **Print #2** Titles and digital images due /  
Theme Print: Minimalist

#### December 2015

- 09 Holiday Greeting Card images due





## The President's Welcome Message

Hello Dear Members,

Welcome back to the Club! I hope you all enjoyed our brief but wonderful summer and that you all had plenty of opportunities to snap some images.

During the past few months our Executive has been busy planning for this fall. Our Program Chair, Ann Pearson, has planned a wonderful slate of guest speakers and Education Nights, which should make this fall's program nights an exciting beginning to our 2015-16 year.

Phillip Shapiro, our Outings organizer, has proposed some new and different locations, as well as some evening shoots that are sure to delight and inspire any photographer.

I want to call your attention to some important changes this season. Pam Fogarty, our Print Chair, has initiated a new format for Print night that should please everyone in attendance. A short educational or other program will start the meeting at 7:30 p.m. At the same time, the competing prints will be judged

in a separate room. After the break, our evening will conclude with the usual feedback session for the competition, that is, judges' comments on the images.

Once again, Sylvia Rourke, with the help of Cindy, Ann, Rachel and Diana have made this Cameragram an HM. Cindy also wrote some scripts to automate the creation of the various documents (membership renewal, photo release) so that members could receive their forms as email attachments with most of the information already filled in, as we have seen with the fall renewal emails. The Club has now purchased a plugin for our database which should further increase the efficiency of this operation.

Finally, as part of our ongoing efforts to improve the quality of judges' comments and the scoring at our Club, I want to report that Ann Pearson held four well-attended judging/discussion sessions over the summer. There will be other opportunities for such discussion and critique sessions in the future.

*George Liberman*  
[mcclubpresident@gmail.com](mailto:mcclubpresident@gmail.com)

# Editor's Message



Sylvia Rourke

[mcccameragram@gmail.com](mailto:mcccameragram@gmail.com)

Dear Fellow MCC Members

Welcome to our Fall Cameragram and what will hopefully be a truly outstanding 2015-16 Season.

As you cherish your summer photographs and get ready for Fall opportunities, there are a number of changes taking place at our Club which you should be aware of as they will improve our operations and make the MCC a better experience for all of us.

As for the Cameragram, I encourage you to read the "What's New and Updated" section for the fall season on page 8 as all necessary information including various links are there for ease of reference.

## CALLING ALL MEMBERS

Remember that all members are invited to submit images to be considered for Cameragram front cover.

Please note that the Cameragram front covers are in portrait orientation only—do not crop a horizontal image into a vertical. Images do not need to have been previously entered into a competition. Submit your images to:

[mcccameragram@gmail.com](mailto:mcccameragram@gmail.com)

using the same dimensions as for Club competitions and at least 1.5 Mb in size.

This fall, our beautiful front cover is "Kuchi Child with Fat Tail Lamb" by Kathryn Mason. This is a digital version of a Kodachrome slide.

I look forward to seeing you all in September!



# Membership

## Chair

### Cindy Canavan

[mccmemberships@gmail.com](mailto:mccmemberships@gmail.com)

WELCOME BACK!!

Your Executive has been working over the summer to make a number of improvements in how our Club operates, from how competitions are held to setting up a New Members Table at meetings. Read "What's New" on page 8 in this edition of the Cameragram.

As before, all new members will be given yellow name badges. I encourage everyone to make an extra effort to speak with all new members and visitors at the meetings. Of course, this only works when everyone makes the effort *<ahem>* to wear their name badges...

Whenever possible, we will be extending the break between the first and second halves of the evening by a few minutes in order to give everyone more time to chat with each other. After all, exchanging stories and discussing our experiences (and equipment, naturally) is part of the *raison-d'être* of a photography club.

Our new Outings Chair has done an outstanding job finding some really interesting activities to photograph. Make sure to check these out on pages 21 - 23 and sign up!

See you soon!

The Cameragram is the official newsletter of the Montreal Camera Club. It is published in three editions: Fall, Winter-Spring and Summer (digital edition).

#### EDITORIAL TEAM

Editor-in-Chief.....Sylvia Rourke

#### Assistant Editors:

Layout.....Cindy Canavan

Copy Editor.....Ann Pearson

Proofing .....Ann Pearson, Rachel Bilodeau, Diana Bruno

Webmaster.....Rachel Bilodeau





# Program Highlights

## Chair

Ann Pearson

[mccprogram@gmail.com](mailto:mccprogram@gmail.com)

## Fall 2015

We have two remarkable guest presenters this fall. Michelle Valberg, the speaker on October 5 for the Bonnie Nichol Lecture Series, is the only female Nikon ambassador in Canada. In addition to her commercial work, she is renowned for her outstanding Arctic images of the land, the animals and its peoples.

On Oct. 26, Christoph Fischer, landscape and nature photographer, will share images from his many workshop locations such as Namibia and Canada's Yukon Territory.

Coming to us on Nov. 16 from the Photo Service outreach workshops, Eric Constantineau will instruct us on how best to succeed with our nighttime and long exposure photography. We can put his lessons to good use during our night outing to photograph the holiday lights on McGill College Avenue on Nov. 19.

In the past couple of years, MCC has been highlighting the work of some of our accomplished photographers. Rather than just the few images we see from their submissions to our club competitions, we get to see a wider collection of their images.

We will continue this tradition on the very first night of the fall season, Sept. 21 when we feature photographs from the Gaspé trip taken by seven of our members last May. If you would like to contribute up to three images to the theme of, "What We Did Last Summer," see the write-up on the facing page for details about submitting.

On November 2, Jarka Miler will share her images taken during a recent trip to Colombia, and on the night of our Holiday Party, Dec. 14, the members of Momenta, (which includes four members from MCC), will present their images and share their groups' philanthropic mission.

For more details about these presentations, please consult the appropriate pages in the Cameragram.

As I assume more responsibility for the Educational Activities at MCC, I want to encourage newer members to make your needs known at the *New Members Table*, especially during the months of September and October, so that we can address them. Be sure to attend evenings labelled as Education Nights and try to go on as many Club Outings as possible. That is the best way to integrate yourself into the Club —by getting to know fellow members on this informal basis.



# Fall Program

Opening Night

Monday, September 21, 2015 — first half

## WHAT WE DID LAST SUMMER!

A Note from the Program Chair

Last May, a few members of MCC organized a photo trip to the Gaspé area to photograph the gannets, the famous Percé rock and the local scenery. They have put together a few slide shows to share this adventure with you.

### AN INVITATION TO ALL OUR MEMBERS

After the Gaspé presentation, other Club members are invited to participate in this celebration of WHAT WE DID LAST SUMMER by submitting up to three images to [mccprogram@gmail.com](mailto:mccprogram@gmail.com) by Sept. 14 of what they photographed during the summer, whatever the location. Submit using the usual club size, 1400 pixels wide if a horizontal shot, 1050 pixels tall if a vertical shot (the corresponding sides will adjust accordingly.) You may add your name and the location of your image if you like. Photographs submitted for this open-invitation slide show are still eligible to be submitted to competition nights, minus their on-screen identification.



There will be a short presentation on the competitions and fun-night submissions that are part of the regular programming at the Club. This is a chance for members to ask questions and to be inspired by the photographs submitted by members in previous years.

Monday, September 21, 2015 — second half

### Education Night #1

Explanations and sample images are shown concerning the different categories in our Pictorial, Nature and Print Divisions. We will also explain what is needed to enter our more demanding Gemboree and Slide Show Competitions in the spring. This fall we will also have our Interpretive Challenge Event when you get to redesign an image that “could have been better”!

# What's New and Updated!

## **MCC Cameragram Publications**

We will continue to produce the usual three editions of the Cameragram. The Fall and Winter/Spring editions are in both digital and print format, but the print editions will no longer be mailed and your copy must be picked up at a Club meeting.

The Summer edition will be in digital format only: the members' edition will contain the Club's annual financial statement. This information will be absent from a second version viewable by any visitor to the Club's website. All editions may be viewed or downloaded from:

<http://www.montrealcameraclub.com/cameragram-current.html>

## **Membership - Revised New / Renew Form, Updated Photo Release Form**

The MCC annual renewal form has changed significantly. The full page form should be read carefully, completed and signed and then either mailed or handed in with your payment at one of our weekly meetings. Should you forget to bring the form, one will be provided for you to sign at the Membership Table. The same procedure applies to the Photo Release form. Both forms were emailed to the membership on August 23, 2015. If you did not receive that email please contact the Membership Chair or download the forms from the Club website.

## **New Members Table - Ann Pearson**

In addition to the Membership Table, for the first three weeks of the fall season new members are invited to sign in and receive their Cameragram at the New Members Table. Here, the Education Chair, Ann Pearson, aided by two other Club members, will greet you and ask about your skill level with photography, both with taking photos and with using digital software to process your images. This will help us to get to know you better and to understand your needs and expectations. This invitation to come speak to us also applies to any of our newer members who joined in the last couple of years. This is an opportunity to ask questions, to make suggestions about programming or other activities, or to become more integrated by volunteering at the Club.

## **Competition Submissions – Quick Reference Guide**

For your convenience we have put all Club competition guidelines in pdf format in the members' section of the MCC website. You are encouraged to download this page, print it and tape it to your fridge or your monitor!

<http://www.montrealcameraclub.com/quick-reference-guides.html>

Similarly, the Gemboree Competition Quick Reference Guide is available. These guides can also be found in this Cameragram on pages 33 and 36.

Please note that only paid-up members are eligible to compete. In order to submit your work for the first Pictorial Competition, please mail your membership form and cheque if you are unable to attend the first meeting on September 21, 2015 since the first competition submissions are due on that date. The mailing address is given on the form.

## **Website Members Section Password**

The new password for the members' section of the MCC website will be provided via email during the week after our first meeting on September 21, 2015. Check your inbox!






Saturday, October 03, 2015

## SCOTT KELBY WORLDWIDE PHOTO WALK

Scott Kelby Worldwide Photo Walk on October 3 from 1 p.m. to 3 p.m. in the Plateau Mont-Royal area (followed by coffee, tea or food and show-and-tell for those who are interested).



Sylvia Rourke



Diane Dupuis-Kallos

Click on the link below for the details and also to register:

<http://kelbyone.com/photowalk/walk/montreal-qc-canada-2/>

December 2015

## Montreal Camera Club Helping Others Worldwide Help-Portrait Events

Numerous Help-Portraits events held during the month of November and December are coordinated and led by Diane Dupuis-Kallos.

Once again this year, we will be giving back to our communities and donating our photography skills to those who, for financial or other reasons, couldn't have portraits taken. More information about the worldwide Help-Portrait movement:

<http://help-portrait.com>

If you are interested in joining us this year, please email me at [ddkphotos@yahoo.ca](mailto:ddkphotos@yahoo.ca)

Monday, October 05, 2015  
3rd Bonnie Nichol Lecture Series

## An Evening of Travel & Adventure Photography

by  
Michelle Valberg

Art has the power to speak to people in a way mere words cannot. I am committed to being a conduit for that message, both as an artist and a member of my community. Through my work, I hope to challenge both myself and those around me to be more aware, more engaged and perhaps more open to the creative power of photography.

As a photo artist, it has been my goal for the past 28 years to capture the notion that simple beauty is a deeper reflection of humanity. I have pursued this ideal by maintaining the purity and integrity of the subject, focusing on the soul and the spirit—no matter what the subject matter.

Nature has always been my first love. I remember vividly the deep desire I had as a teenager to capture the beauty of every flower, bird and rock that I observed. Then, as now, I believe that nature mirrors what we see in ourselves — our beauty, our simplicity, our complications, our responsibilities. My favourite images are those that simultaneously reveal the dichotomy of nature - its simplicity as well as its complexity.

Portraiture followed nature as a focus for my lens. Whether the subject is a struggling family in Belarus, a young patient at CHEO, a rising executive



or a supermodel, the assignment is always the same — to reveal the soul within – to communicate the person's story, with its passions, strengths and weaknesses.

People have given so much to me, by revealing their souls, their hopes and dreams, triumphs and failures. As a way to give back, I donate my work and time to charities and public institutions as well as to my own northern projects.



# Biography

Michelle Valberg is one of six Canadians named as a Nikon Ambassador Photographer, the only woman in Canada to be awarded this title.

Valberg was 18 years old when she first saw the world through a camera given to her by her father. With an insatiable quest for adventure, meticulous attention to detail, and an unrivalled eye for the unique, Valberg became a globally recognized and celebrated wildlife, landscape and portraiture photographer. Her stunning and, at times, haunting photographs have received international accolades and are sought-after by art collectors the world over.

In addition to exhibits across North America, (Los Angeles, New York, Toronto, Ottawa and Montreal), her photographs are regularly featured in publications such as *National Geographic*, *The London Tribune*, *More Magazine*, *Canadian Geographic* and *In Style Magazine*.

Acclaimed for her Arctic photography, Michelle has made over 30 trips to Canada's Arctic, as well as to Antarctica. She has attracted an ardent following of travel companies such as Adventure Canada and Abercrombie & Kent as well as private clients.

A tireless philanthropist, Valberg founded Project North in 2009, a not-for-profit organization committed to delivering education and sport-based opportunities to youth in Canada's Arctic. Since its inception, over \$650,000 in new hockey equipment has been delivered to more than 20 Inuit communities.

Valberg has self-published four books: *Look Beyond - The Faces & Stories of People with HIV/AIDS*, *Dare to Dream - A Celebration of Canadian Women* and most recently a children's book about Canada's north entitled *Ben and Nuki Discover Polar Bears*, a coffee table book, *Arctic Kaleidoscope - The People, Wildlife and Ever-Changing Landscape*.

<http://michellevalberg.com>



Monday, October 26, 2015

# Beauty Surrounds You with Christoph Fischer

"I am a landscape and wildlife photographer based in Montreal, and I specialize in running national and international photography workshops.

I love the natural world and I have always felt the need to capture, and freeze in time, any beautiful scenes I bear witness to. The thrill of chasing great light, as well as the way photography makes me look at the world with new eyes, is wonderful. I truly enjoy teaching fellow photographers how best to capture and portray the beauty they see and perceive, and I love sharing with them the amazing landscapes and natural surroundings I am privileged to witness. Photography workshops and tours thus fit naturally into my world.



My work is extensive and covers North America, Africa and South America. I seek bold, unusual compositions and hope to infuse the viewer with a sense of excitement, wonder and contemplation. I have been honored in international competitions and have been published in premier Canadian photography magazines, *Smithsonian Magazine*, as well as in *National Geographic Media*.

You can see Christoph's work at:

[www.beautysurroundsyoud.com](http://www.beautysurroundsyoud.com)





## Biography

Christoph is so passionate about the natural world that he has started a conservation photography initiative called *SOUL—SAVE OUR LANDS*.



He works with a number of Nature Conservation Agencies, and the idea behind SOUL is to contribute, through your photographs, to the protection of endangered natural areas that these agencies are fighting to maintain.

A picture speaks a thousand words, and nowhere is this more relevant than when building awareness of natural areas at risk as well as galvanizing support for their conservation.



His presentation will feature images from many of the fabulous landscapes he visits with his workshops as well as a few stunning images taken close to home.



Monday, November 02, 2015 — first half

## TRAVELS IN COLOMBIA

presented by  
Jaroslava Miler

I was born in the Czech Republic in a small town not far from the German border— a very nice countryside but marred by coal mines and industry. I became a technician in mining topography and practiced for a few years before I moved to Bolivia, my first husband's country. In 1974, we immigrated to Montreal, Canada, where I worked as a cartography draftsman for twenty years.

For quite some time, photography was, for me, primarily the way to show my parents who still lived in the Czech Republic, my new surroundings and the important moments in my life, as we didn't have the occasion to see each other very often.



My interest in photography became more focused in 1994, when my present husband Claude and I moved to Washington, D.C. I took classes with D.C. photographer Mike Smith and attended various photographic workshops at the Glen Echo Arts Center in Bethesda, MD and the Art League in Alexandria, VA.



I became a member of the "International Photographic Society" – a camera club open to employees and family of the International Monetary Fund and the World Bank. Being a part of that club was my best learning experience. Upon returning to Montreal in December 2001, I was very pleased to find the Montreal Camera Club where I continue my adventures with photography.





Monday, November 02, 2015 — second half

## First Print Competition

**New this season:** the submissions for the Print Competition will be judged and scored in a closed room at the church while the MCC members enjoy Jaroslava's presentation.

The First Print Competition will take place during the second half of the evening, with the judges giving the results their comments on each of the prints.

Monday, November 16, 2015

# Night Photography & Long Exposures

Eric Constanineau



The sun sets, it's time to go out and play. Tripod at hand, we take the time to adapt to that dark light. No need to rush, the tripod is there, so we can have longer exposures and train our patience. This lecture will provide you with the best recipes for night photography, ranging from architecture, cityscapes, star trails and painting with light. Tips and tricks are guaranteed.





## Biography

Eric Constantineau describes himself as a photographer, a creative mind and a trainer for Photo Service.

For the past ten years, as a diversified photographer from Montreal, he has covered weddings, sports and cultural events, not to mention all the hours he has spent in his studio.

Eric is constantly experimenting with the most peculiar techniques. After using more than a hundred cameras, he started building his own camera prototypes for his special needs. We can often see him with all sorts of weird apparatuses, reminiscent of the old days. Educated as an engineer, Eric makes specialized camera equipment for customers all around the world.

For most of his outdoor work (landscapes, architecture, and night photography) Eric loves to use big tripods with precise heads that make for ultra-sturdy setups. He makes every line straight and perfect and can wait hours—even days—for the proper light in order to please a customer or simply

to produce photos for his own walls. Preparation and patience are key for this type of photography.

On the other hand, Eric also does street photography and takes very blurry images using the analog cameras from Lomography. These produce high contrast images with unusual colour saturation.

For his personal amusement, he still shoots and processes film, sometimes alternative processes such as tintypes. He enjoys using old mechanical cameras, they add so much to the photographic experience. If you run into him, chances are he'll have a Hasselblad in his hands.

Finally, Eric teaches group and private courses and organizes thematic photo-walks for amateur photographers. He also speaks in many photo clubs around the province.

[www.ericconstantineau.com](http://www.ericconstantineau.com)

Monday, December 07, 2015



## Creative Visions

— Ann Pearson

Almost from the beginning, photographers realized that, rather than just recording the “reality” of the world and its peoples, images could be combined and manipulated to reflect the world of a person’s thoughts—from our imagination, our dreams, our social, religious and political ideologies, etc. Most of these images were photomontages created in the chemical darkroom. Now we have even more capabilities available to serve us in the digital darkroom with the additional aid of many different tools in post-processing software.

As many MCC members are not clear about what qualifies as a good submission in the CREATIVE category in our Pictorial competitions, I thought it would be useful to present examples of work past- and present-day to stimulate and expand our understanding of this category. After starting with a few examples from the early 20th century, I will then present the work of Jerry Uelesmann, a master of creativity in his film darkroom, using as many as a dozen enlargers at a time.





Present-day photographer and teacher Julieanne Kost and others continue the photomontage tradition using the tools available to digital photography. David Hockney used the collage technique effectively, and countless others use the magic of Photoshop and Lightroom to create their images.

There will always be some controversy in this Pictorial category as to whether the “simple” application of filters is truly creative as opposed to other techniques which perhaps better reflect the combination of the photographer’s mental process with graphic possibilities. As in the Nature category, where marks are higher when the image is judged as having more “nature value”, marks awarded to images accepted as Creative may be lower or higher according to their complexity. I expect a lively discussion to follow this presentation!



Monday, December 14, 2015

# MOMENTA

## Sharing Our Passion

presented by members of  
Momenta Photography



The memory of a moment can last a lifetime,  
but it is the camera which captures it forever.

Momenta was created in the Fall of 2014 when a group of amateur photographers decided to share their passion for their work with the public. In the spirit of giving back to the community, they decided to hold an annual exhibition with 100 percent of the proceeds going to charity.

This year, the second annual Momenta exhibition (September 10-13, 2015) reveals the inherent diversity of the group. Each photographer puts her unique perspective on display through her work, whether through macro, street, landscape, smart-phone or creative image photography.

It is the sincere hope of all of these photographers that you enjoy engaging with their photographs as much as they have enjoyed creating them.

Laurie Bucci  
Frances Cable  
Cindy Canavan  
Josée Houde  
Florence Jean  
Silvia Lebensztajn

Galerie E.K. Voland  
4710 Rue Saint-Ambroise  
Montréal, QC H4C 2C7



# Did you miss the summer Cameragram in digital format only?

You can read it on the MCC website  
or download it to read later:

<http://www.montrealcameraclub.com/summer-2015.html>

This link is to the “public” version which does not contain the financial statement. To see that, log in to the Members’ area.



# Fall Outings

## Outings Co-Chairs



Phillip Shapiro

Phillip Shapiro  
John Zimmerman  
[mccoutings@gmail.com](mailto:mccoutings@gmail.com)



John Zimmerman

We welcome you to a new season of exciting outings for the fall.

We have provided some new activities for this year's outings. We wanted to select sites that would inspire and challenge us in our photography skills, as well as provide us with great photos for our Club competitions.

This year, before we disperse on location, we will gather together for our usual group photo but also to discuss what opportunities the location might provide and to review some technical suggestions concerning camera settings, et cetera. Members with similar equipment can help each other out with knowledge and advice—all in the spirit of getting to know each other and having fun.

Everyone is welcome to participate.

If you attend any one of the MCC outings or trips, you are invited to submit outing-related images to the MCC Webmaster at [mccwebmestre@gmail.com](mailto:mccwebmestre@gmail.com).

Selected submitted photos will be posted on the web and in the next Cameragram. If your photo is chosen, it will be credited to you.

If you have any questions, please don't hesitate to email us.

Saturday, September 26, 2015

## Parachute Montreal

Come photograph skydivers as they come in for landings.

11:00 a.m. (Group photo at 11:15)

229 Route 125  
Saint-Esprit, Quebec J0K 2L0

<https://parachutemontreal.ca/en/>



Follow the indications provided on the blue Tourism Québec signs. Only 45 minutes from Montreal, situated on Route 125 towards Rawdon.

Suggestions on what to bring:

At the very least, a medium telephoto lens but longer focal length would be better. Anyone tempted to try?

This outing should last approximately 2 hours. Afterwards, you can continue your day by going to the Rawdon outing!

## Dorwin Falls, Rawdon

Rawdon is located at the foot of the Canadian Shield Mountains. It is home to the Dorwin and Manchester Falls, which lie less than a kilometer from downtown Rawdon and offer a public beach on the artificial Rawdon Lake. Approx. 60 kilometers north of Montreal. The price of the ticket (\$7.00) includes visits to both falls.

Meeting location and time to follow.

Suggestions on what to bring:

- equipment;
- lens with medium telephoto;
- polarizer filter;
- neutral density filter;
- tripod.

Clothing:

- in the woods so you'll need to cover up— with bug spray, too;
- rubber boots.



© Paul Eifert

If planning to visit both Falls it is recommended to bring a lunch.

# Outings

Saturday, October 17, 2015

## Breakfast and Photos at the Surridges'

Where: 8 Academy Road, Stanbridge East, Quebec J0J 2H0

Time: 9:00 a.m. to 10:00 a.m.

(To be confirmed)

Conditions: May be weather dependent

For those interested in taking an alternate route through the Eastern Townships to Kay's, you are invited to visit Maggie and John Surridge in Stanbridge East for coffee, tea and toast on your way. We are about 1 hour



© John Surridge

15 minutes (traffic permitting) southeast of Montreal. South on Hwy 35 and rte. 133 to Pike River, then east on rte. 202 through Bedford to Stanbridge East in one of the main wine (grape) growing areas of Quebec.

Not allowing for road works or photographic stops, Google says that it is about one hour from Stanbridge East to Fisher Point. There are several possible routes from our place. Either through Dunham, Cowansville and Knowlton or through Frelighsburg and Abercorn. Careful though, some routes may be on gravel roads.

followed by...

## Afternoon Photography at Kay's

Thanks to the generous hospitality of our Treasurer, Kay Mason, a very special invitation has been extended to Club members to visit her lovely property on the shores of Lake Memphremagog near Saint-Benoit-du-Lac. If nature cooperates, we hope to find flaming fall colours at their peak. As usual, Kay will provide us with a fabulous barbeque lunch. As this is the second time she has hosted the Club this year, a voluntary contribution of good cheer or sweets would not go amiss. Kay will provide details closer to the event.

Those wishing to head off and photograph early are welcome to arrive and park at any time although you will not be expected at the house until noon. Don't forget to bring along your favourite lawn chair! Any time after 11 a.m. is ok and lunch will be provided.

A sign-up sheet as well as directions/map will be available at the Club closer to the outing date.



© Sylvia Rourke

Saturday, October 31, 2015

## Royal Astronomical Society - Montreal Centre

We have two days reserved: Oct. 31 and a rain check date of Nov. 07. We will send an email by 1:00 p.m. to let you know if we have good weather for star-gazing. Please make sure to check your email at about this time of day—thank you.

Founded in 1918, the Montreal Centre is part of a Canada-wide network of 29 centers affiliated under the banner of the Royal Astronomical Society of Canada.

We are invited to join the members of this club and we might be able to attach some of our camera models to their telescopes. Their observatory is located at:

Morgan Arboretum  
150 chemin des Pins  
Saint--Anne-de-Bellevue, Quebec H9X 3V9

<http://www.rascmontreal.org>

Suggestions on what to bring:

- equipment
- at the very least a medium telephoto lens
- tripod
- flash light with red filter (treat observatory like a real darkroom!)
- chair

Clothing:

appropriate dress for a cold and/or buggy evening (plus bug spray).

Thursday, November 19, 2015

## Night Photography

Time: 7 p.m. (group photo at 7:15 p.m.)

Come join us and practice the night shooting techniques you learned at Eric Constantineau's presentation. The trees and wreaths down the Centre of McGill College Avenue are waiting to be photographed. Can we guess what colour they will be this year?



© Sylvia Rourke



© Phillip Shapiro

## September 2015

Sun	Mon	Tue	Wed	Thu	Fri	Sat
30	31	1	2	3	4	5
6	7 Labour Day	8	9	10	11	12
13	14 Rosh Hashanah	15	16	17	18	19
20	21 Opening Night "What we did last Summer"  Second Half: Education Night Part 1  PICTORIAL #1 IMAGES DUE	22	23 Yom Kippur	24	25	26 Outing: Parachute Montreal and Dorwin Falls in Rawdon
27	28 PICTORIAL #1 COMPETITION	29	30	<p><b>"My life is shaped by the urgent need to wander and observe, and my camera is my passport."</b></p> <p><b>~Steve McCurry</b></p>		






© Michael Mann

## October 2015

	Mon	Tue	Wed	Thu	Fri	Sat
				1	2	3 Outing: Scott Kelby Worldwide Photo Walk 2015 – Led by Sylvia Rourke & Diane Dupuis-Kallos
4	5 BONNIE NICHOL LECTURE SERIES - PRESENTATION BY: --MICHELLE VALBERG "An Evening of Travel and Adventure Photography"	6	7	8	9	10
11	12 <b>THANKSGIVING</b> – no meeting  NATURE #1 IMAGES DUE	13	14	15	16	17 Outing: John Surridge's Photo & Breakfast Hideaway Followed by... Kay Mason's Photo & Lunch Hideaway
18	19  Today's competition has been moved to Tuesday.  The Church is being used as a polling station for the Federal Election tonight	20 NATURE #1 COMPETITION	21	22	23	24
25	26 PRESENTATION: CHRISTOPH FISCHER "BEAUTY SURROUNDS YOU"	27	28	29 PRINT #1 TITLE & IMAGES DUE	30	31 Outing: Oct 31 or Nov 7 - Royal Astronomical Society Weather dictates date



© Bob Keefler


## November 2015

Sun	Mon	Tue	Wed	Thu	Fri	Sat
1	2 JAROSALVA MILER "TRAVELS IN COLOMBIA"  SECOND HALF: PRINT #1 COMPETITION – (Comments only)  PICTORIAL #2 IMAGES DUE	3	4	5	6	7
8	9 PICTORIAL #2 COMPETITION	10	11	12	13	14
15	16 PRESENTATION: Eric Constantineau from Photo Service "Night and Long Exposure Photography"  NATURE #2 IMAGES DUE	17	18  Interpretive Theme Images Due	19  Outing: McGill College Ave – Night Photography	20	21
22	23 NATURE #2 COMPETITION  SECOND HALF: Interpretive Theme Night	24	25	26 PRINT #2 TITLES & IMAGES DUE  PRINT THEME: - Minimalist TITLES & IMAGES DUE	27	28
29	30 PRINT # 2 COMPETITION and PRINT THEME: Minimalist	 <p>Ilana Block</p>				



© Harry Voutisis

## December 2015

Sun	Mon	Tue	Wed	Thu	Fri	Sat
		1	2	3	4	5
6	7 Education Night Part 2 Presentation by Ann Pearson on Creative Visions - Jerry Uelsmann, Julianne Kost	8	9 Holiday Greeting Card images due	10	11	12
13	14 HOLIDAY PARTY  PRESENTATION by Momenta Photography "Sharing our Passion"  OPEN CATEGROY – Viewing Holiday Greeting Cards	15	16	17	18	19
20	21	22	23	24	25	26
27	28	29	30	31		

# Pictorial Division

[mccpictorial@gmail.com](mailto:mccpictorial@gmail.com)



Co-Chair  
Pat Borlace



Co-Chair  
Claude Bélanger

A new year is starting again and we are so looking forward to receiving your images for the Pictorial Competitions. It always amazes me how diverse your submissions can be and how many different ways there are of shooting any given subject.

Our first competition this year will be on Monday, September 28, which means that your images are due the night of our first Club meeting, Monday, September 21.

We hope you have been busy shooting this summer and have a number of images to be entered. If you haven't entered a competition yet, we encourage you to do so. It is a great way to share your images with your fellow members and the judges' feedback will help you to improve your photography.

The "Creative" category within Pictorial includes layered Photoshop images, multiple exposures, imaginative use of color, zooming, montages, monochrome/duotone, etc.. Be creative and generate your own effects.

Don't forget the Street Photography Category! Our judges consider the different challenges associated with capturing a decisive moment, a quirky event, a cute glance or an interesting perspective. Study

how newspaper photographers make an ordinary scene look interesting.

Images submitted in the Creative category will be judged together as will those in Street Photography, distinct from the remaining Pictorial images. Separate awards will be made in each of these three categories.

## SELECTING AND PREPARING IMAGES

We encourage you to take your time in selecting and preparing images for the competitions. Look at some of the excellent images submitted in past years or in other clubs and ask yourself "am I submitting a good image?" Have a checklist nearby and consider the following points:

- basic composition, simplicity, balance, framing, background, use of lines and the Rule of Thirds. Does the image have impact, will the judges say "Wow"?
- the subject's position and focus (if you intend the subject to be in focus then it should be sharp. You may have intentionally softened the subject for a romantic effect or blurred the subject to show action and that may be perfectly fine).
- Is the viewer's eye drawn to the main subject or are there distractions such as over-exposed highlights or undesirable elements that can be easily eliminated using processing software? If your image is abstract or creative then different considerations may apply.
- Is the image correctly adjusted—appropriate sharpening, white balance, colour space and dimensions according to the MCC submission guidelines? It is preferable to submit your images in the sRGB colour space for maximum quality on our Club projector. Compare the sRGB



image with your previous image in RGB to check for any colour shift that may need correcting.

- Zoom into your image at least 100% to ensure there are no weird artifacts or sensor dust spots you might want to eliminate (clone out).

- Do not add frames around the image nor include your name on the image.

- Images that are substantially modified in image editing software such as Photoshop, Lightroom, Corel Painter, etc., may do better in the Creative category. Creativity is judged for artistry, imagination and technical merit. Simply using a PhotoShop filter may reduce your mark.

#### ENTERING IMAGES IN A PICTORIAL COMPETITION

- A maximum of three images per competition in each of the five competitions are allowed for a total of 15 submissions over the year.

- Images should be digital and saved for best quality .jpg (Level 12 PhotoShop).

- Digital files should be a maximum of 1400 pixels wide in the landscape or horizontal format (the height will adjust automatically) or 1050 pixels high in the portrait or vertical format (the width will adjust automatically) to fully fit the projection screen. Not adhering to the guidelines of size and colour space may negatively impact quality

when projected.

- Submissions for each competition are due on the Monday evening the week before the competition presentation. An entry must include a title, your membership number, class (A or B) and an indication if the image is Pictorial, Creative or Street Photography, as illustrated in the new Quick Reference Guide on page 33 and on the website under the Membership tab.

“Makeup entry” is defined in the Club Rules for Competitions” – Link: [MCC\\_Club Rules for Competitions](#).

- Email submissions must be sent to [mccpictorial@gmail.com](mailto:mccpictorial@gmail.com)

- It is preferable to receive entries via email but for those without internet access, entries on a CD are acceptable, labeled with your name and membership number, and submitted on the Monday before the competition. Returned CD's will be placed in the “Pick-up” box the following week.

- Three judges will rate all the images in advance of their presentation. Images will be marked based on impact, composition, technique and technical correctness such as exposure and for the story they tell. At the presentation evening, the judges will provide comments on the images. All images are judged by the same standards. Winner ribbons are awarded at each competition and annual trophies are handed out in the spring.

## REMINDER

The annual MCC Holiday Party will be held on  
December 14, 2015.

Start planning the dish you want to share with your fellow  
members!



Ilana Block

# Nature Division

Co-Chairs

Ellie McCrear

Ilana Block

[mccnature1@gmail.com](mailto:mccnature1@gmail.com)



Ellie McCrear

Welcome to the fall session of Montreal Camera Club Nature Division. This is the beginning of my second year as a Nature Co-Chair since my return to the MCC. I would like to welcome Ilana Block who has agreed to act as the new Co-Chair of the division and I am looking forward to working with her. I believe she will be a great addition to the team. Also, I would like to thank Wally Martin for his many years of work as Co-Chair and look forward to seeing him at the Club between his globe-trotting excursions.

The quality of the membership's entries was exceptional last year and we are confident it will be maintained in the coming year. There was a slight increase in the number of entries in the Action, Botany and General categories and we hope that those numbers will continue to rise. We would like to encourage all nature photographers to expand their horizons and consider the wide scope of subjects awaiting your exploration in the natural world.

To new members and returning ones alike, we encourage you to visit the website, read your Cameragram, and don't be shy about asking for help. The Executive team has put a lot of work into providing the tools you need to make your MCC experience a good one. For competitors, it is important to know how to resize and label your entries. It is also important to read the guidelines about the many awards and trophies in our Nature Categories if you wish to compete for them. In summary, the Montreal Camera Club is made up of a large group of passionate photographers, from novice to expert, who have become members to expand their photographic knowledge, to participate in the competitions, as well as to make friends and have FUN!

We would like to draw your attention to our "Nature Handbook". We ask all participating members to please take a few minutes to read this guide, as it is a very informative document, which highlights our club's position on all aspects of nature photography. It clearly states the priorities of the Club and will be of help to any members who are participating in competitions.

This can be found on the MCC Website. Go to or click on the link: MCC Nature Handbook Nature photography does present challenges not encountered in the Pictorial and Print divisions, but these should not deter you from trying your hand at Nature shots. The subjects are seldom cooperative but there is plenty of choice! Mushrooms, wildflowers, animals, birds, along with insects and even geological features. Just be sure to clearly identify your subject. Writing "bird" is not acceptable. Try to find the correct name of your subject so that you learn to identify some of the nature that is all around us. We look forward to seeing your images. Please do not hesitate to contact us if you have any questions about the Nature Division.

To enter images into the Nature Competitions, follow the file-naming instructions shown in the Competitions Quick Reference Guide on page 33 and submit to [mccnature1@gmail.com](mailto:mccnature1@gmail.com) in one of the three categories: G for General, B for Botany, Z for Zoology and A for Action in Nature. Submissions need to be received by Monday evening of the week before the competition.





# Print Division

Chair

Pam Fogarty

[mccprint@gmail.com](mailto:mccprint@gmail.com)

Hello there, my name is Pam Fogarty and I'm the Chair for the Print Competitions. I would like to welcome all the new and returning members this season.

Each year we strive to make the Print Division more enjoyable for all. This year is no different as you can read in the "What's New" section.

If you haven't been before or it's been a while since you've joined us for a Print Competition, you will be able to see the digital version of the print on the screen while the judges view the prints in the light box at the same time, making it a more pleasant evening for all. We also have requested the judges to explain their marks when there is a big discrepancy which helps the audience understand why they judge the way they do. We keep trying to make great strides in making Print night more enjoyable for all, competitors and audience alike. Please come and see for yourself.

Whether you have taken new photos during the summer or have some gems from the past, I would like to invite all members, new and returning, to join us to showcase your view of the world through print. With the feedback of the judges, I'm sure we will all learn something to help each of us improve as photographers.

## ENTERING PRINTS IN COMPETITION

- Prints should be at least 9" on one side and mounted within a mat measuring no larger than 16"x20".
- Traditional mounting is required: a mat with a bevel cut tahat is then placed on top of the print. "Flush mounted" prints will not be accepted.

## NAMING THE PRINT

- The labeling will be as follows: M\_ for Monochrome, C\_ for Colour, CR\_ for Creative and TH\_ for Theme.
- The titles of the prints to be submitted must be received by email to [MCCPrint@gmail.com](mailto:MCCPrint@gmail.com) for each competition on the Thursday evening at midnight the week before the competition night.
- Before competition night on Monday, you will receive an email with all your labels for the prints you are submitting. Each label must be put on the back of your print. This allows the prints submitted to be placed in a random order when being judged.

## REGULAR PRINT COMPETITION

- A maximum of four prints may be submitted in each of the 5 regular print competitions, whether they are colour, monochrome or a combination of the two. Therefore a maximum of 20 prints allowed to be submitted per year, but not more than 15 colour or 15 monochrome prints may be submitted.
- Note: "Creative" prints entered are included in the maximum 15 prints in colour and monochrome submitted per year.
- For images submitted in the "Creative" sub-category within the Print Division, the determination of what constitutes "Creative" shall be made by the maker. However, if the



judges feel the image does not qualify as Creative, they may either give it a low mark or suggest it be resubmitted as Pictorial. The print must be labelled as Creative upon submission of title of the print. Failure to do so renders the entry ineligible for The Rochelle Brayley Memorial Trophy.

- There are multiple trophies to be awarded to the winners of the print competitions. Please refer to the website for details about the trophies. <http://tinyurl.com/MCC-Trophy-List>

- Please remember:

- o Once the print title is submitted, there will be no changing of category the day of the competition.

- o Please make sure your prints are securely put together so they don't fall apart upon handling.

- Members who are unable to enter their work on a given competition night due to their serving as a judge on that night are permitted to enter their quota of photographs on other competition nights.

Link: <http://tinyurl.com/MCC-Competition-Rules>

## THEME COMPETITION

- I am taking a different approach for the new season for the Print Themes, a departure from what most of us choose to print, i.e. images we would like to have showcased on our walls. This year, with some help, I have selected themes that grant the photographer a little more leeway and at the same time I hope to inspire more of you to submit prints.

- o Fall Theme: Minimal Photography

- o Winter Theme: Selective Colour

- o Please refer to page 37 for a detailed description and example photos for each theme.

- A maximum of 3 prints will be allowed to be submitted per competition. Please note that these prints are in addition to the prints submitted in the regular monochrome, colour and creative print competitions.

- The winner of the the Zoltan Kallai Memorial Trophy must have entered both theme competitions to qualify.

## JUDGING CRITERIA

- A judge will expect good technique consisting of correct exposure, ideal depth of field, effective use of color and lighting, and an appropriate background. Naturally, the horizon line should be level and cropping that shows the image to its best advantage.

- In addition to the subject matter, the judges will evaluate the quality, color tone and technical details of printing (or the range of tones in black & white images). Matting is an integral part of print presentation and should enhance rather than compete with the picture.

- Submitting prints for judging is an excellent learning experience. But remember, judges judge from their own point of view. Their comments are meant to be helpful – please take them in that spirit.

## COMPETITION NIGHT

- Three judges will score the prints on the day of the competition. All prints must arrive by 7 p.m. to give time to put the prints in order.

- After the coffee break, the winners will be announced and the ribbons will be awarded.

- The judges will then have a chance to give their commentary on the prints submitted.

If you have any questions concerning the Print Division and/or Print Competitions, please feel free to contact me. [mccprint@gmail.com](mailto:mccprint@gmail.com)





## Competition Submissions - Compulsory File Naming Rules

### QUICK REFERENCE GUIDE



#### PICTORIAL FILENAME

P\_1\_1234\_B\_Happy Child With Ice Cream

↑ ↑ ↑ ↑ ↑  
 Pictorial Title \*\*Maximum 60 characters  
 Membership Class: A as designated by the Committee, otherwise B  
 Membership Number - this will give us your name  
 Image Number: 1, 2, 3 (4 for makeup entries)

The category you will be putting your print into:  
 P for Pictorial, C for Creative, S for Street Photography

The categories:

- P for Pictorial  
i.e. shows something interesting, anything that is not Street or Creative
- C for Creative  
i.e. artistic, imagination, composites, altered reality
- S for Street Photography  
i.e. capturing a decisive moment, tells a story, an emotional quality, candid human interaction, records unposed scenes in public spaces

#### NATURE FILENAME

G\_1\_1234\_B\_Great Blue Heron In Habitat

↑ ↑ ↑ ↑ ↑  
 Nature Title \*\*Maximum 60 characters  
 (The title of your picture should be explanatory not artistic.)  
 Membership Class: A as designated by the Committee, otherwise B  
 Membership Number - this will give us your name  
 Image Number: 1, 2, 3 (4 for makeup entries)

The category you will be putting your print into:  
 G for General Nature, B for Botany, Z for Zoology, A for Action in nature

NOTE: If Hand of Man is identifiable, the image will be disqualified.

The categories:

- G for General Nature  
i.e. geological features in landscapes, seascapes, etc., but the title should specify the aspect of nature depicted, e.g. granite rocky mountains, glacial moraine, tidal pools, boreal forest, etc.
- B for Botany  
i.e. main subject is a specific plant, mushroom, fungi, etc.
- Z for Zoology  
i.e. creature(s) as the main subject, insects to bison
- A for Action in nature  
i.e. the action must be a bit unusual: birds landing, fishing or playing; a nature event like a volcano erupting, or an avalanche

#### PRINT FILENAME

M\_1\_1234\_B\_My Print Title

↑ ↑ ↑ ↑ ↑  
 Print Title \*\*Maximum 60 characters  
 Membership Class: A as designated by the Committee, otherwise B  
 Membership Number - this will give us your name  
 Print Number: 1, 2, 3, 4 (5, 6, 7 for Theme Competitions)  
 \*\* No double digit Print Numbers

The category you will be putting your print into:  
 M for Monochrome, C for Colour, CR for Creative, TH for Theme

The categories:

- M for Monochrome  
i.e. shades of grey, black and white, sepia or a single hue
  - C for Colour
  - CR for Creative  
i.e. artistic, imagination, composites
  - TH for Theme  
image to reflect the theme assigned (Theme changes each season.)
- NOTE: The judges may disqualify Images NOT reflecting the Category or Theme

Please Note: ALL TITLES should be written without any underscores in the titles or all the words stuck together.  
 Any entry not complying WILL BE RETURNED to the maker to make the proper adjustments to their titles.

For example: ACCEPTED: G\_1\_1234\_B\_Great Blue Heron In Habitat

REJECTED: G\_1\_1234\_B\_GreatBlueHeronInHabitat OR G\_1\_1234\_B\_Great\_Blue\_Heron\_In\_Habitat

Updated: August 21, 2015



## Gemboree Competition March 2016

Here are your topics for the ever-popular GEMBOREE theme competition. Search through your digital files or shoot new images for your submissions.

Google these topics for more ideas!

**Images previously entered in other Montreal Camera Club competitions are not eligible.**

- **BACK ALLEYS / LES RUELLES**
- **IN THE GARDEN**
- **THREE COLOURS (only)**
- **FOG OR MIST (in the country or city)**
- **PEOPLE TAKING SELFIES**
- **CLICHÉ PHRASES (e.g. “Laughter is the best medicine.”)**
- **PEOPLE SLEEPING (one or more)**

Entry forms and further information about this competition will be available on the Club's website.

<http://tinyurl.com/MCC-Gemboree-Entry-Form>

For more information contact

Florence Jean at:

[mccgemboree@gmail.com](mailto:mccgemboree@gmail.com)

Please refer to the new Gemboree Competition Quick Reference Guide on page 36 for rules and information.



© Peter Zeeman

Back Alleys / Les Ruelles



© Ann Pearson

In the Garden



© Marlene Hornstein

Capturing People  
Taking Selfies



© Evie Young

Fog or Mist (in the country or city)



© Sylvia Rourke

Three Colours (only)



© Kathy McDevitt

People sleeping (one or more)



© Rachel Blodeau

CLICHÉ PHRASES:  
"Birds of a feather"



© Cindy Canavan

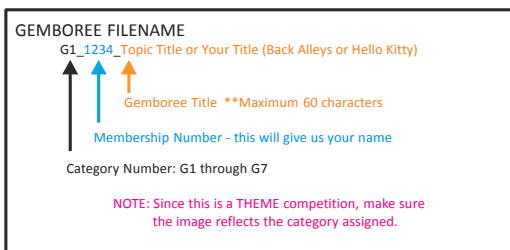
CLICHÉ PHRASES:  
"Laughter is the best  
medicine"



## Gemboree Competition – Compulsory File Naming & Rules



### QUICK REFERENCE GUIDE



#### Rules:

1. Each photographer may enter a maximum of seven (7) images.
2. No more than ONE (1) image may be entered in any one category.
3. Images previously entered in a Montreal Camera Club competition are NOT eligible.
4. Digital images must be submitted along with an Entry form (refer below) to [mccgemboree@gmail.com](mailto:mccgemboree@gmail.com)

**Size:** Digital files should be a maximum of 1400 pixels wide in the landscape or horizontal format (the height will adjust automatically) or 1050 pixels high in the portrait or vertical format (the width will adjust automatically), - quality 12.

#### Judging Criteria:

- How well the image portray the category title
- Impact
- Composition
- Technique
- Maximum 10 points per image from each of 3 judges.

**Note:** Images NOT portraying the category title may be disqualified.

Entry forms are available on the Club's Website [MCC Gemboree-2015-2016-submission-entry-form](http://MCC Gemboree-2015-2016-submission-entry-form)

For more information, contact Florence Jean at: [mccgemboree@gmail.com](mailto:mccgemboree@gmail.com)

Please note: ALL TITLES should be written without any underscores in the titles or all the words stuck together.

Any entry not complying WILL BE RETURNED to the maker to make the proper adjustments to their titles.

For example: ACCEPTED: G1\_1234\_B\_Back Alleys Hello Kitty  
REJECTED: G1\_1234\_B\_BackAlleysHelloKitty OR G\_1\_1234\_B\_Back\_Alleys\_Hello\_Kitty






# Print Theme Competition Topics

## ***Fall Theme: Minimalist Photography***

The goal of minimalist art (or photography) is to convey a concept – or an idea – to provoke an emotional response, or provide a unique visual experience. Compositional elements must be kept to a minimum, and the ones that are left should be essential for conveying the overall idea, or symbolism, of the photo. There is only one restriction: no people in this theme—anything else is fair game. For more information and examples:

<http://tinyurl.com/pyx89jj>

© Ann Pearson



© Kathy McDevitt

## ***Spring Theme: Selective Colour***

Selective colour is a post-processing technique where most of a photo is converted to black and white but some parts are left in color. Black and white photography can give very powerful meaning to a photo, but sometimes a bit of colour makes it truly outstanding. The selective colour technique emphasizes parts of the photo and draws more attention to the subject. For more information and examples:

<http://tinyurl.com/yesmfkn>

And here's how to do it:

<http://tinyurl.com/otq7xp2>

© Kathy McDevitt



© George Liberman



© Pat Borlace

# TIP OF THE HAT

## Diana Bruno

Diana Bruno's photo won a 2nd place ribbon in the Art Section of Orchidexpo 2015, 35th annual International Orchid Show hosted by Les Orchidophiles de Montreal at C.E.G.E.P. de Maisonneuve.



---

## Harvey Corn

Harvey participated in a group exhibition at The Gallery at Victoria Hall in Westmount in July/Aug 2015. Congrats!



## Ilana Block



Congratulations to Ilana – her Ultimate Frisbee Competition image was used as a poster for this year's event.

## Jaroslava Miler

Au parc les artistes

Jaroslava participated in a collective exhibition at Parc Saint-Viateur in Outremont in May 2015. She showed images from her last trip in Italy.



# TIP OF THE HAT

## Jianchun Zhang

Community Art Space

Jianchun is participating in a collective exhibition from August 27 to September 27, 2015. Don't miss a chance to view Jianchun's *Moving Colours* exhibit at the Côte-St-Luc Library!

Community Art Space  
5851 Cavendish Blvd.  
Côte-Saint-Luc, QC




## Frances Cable Cindy Canavan Josée Houde Florence Jean

These four MCC members are part of Momenta Photography. This group holds an annual charitable exhibition of their work. Don't miss out on their upcoming show from September 10 - 13, 2015. All proceeds will go to Chez Doris, a Montreal refuge for homeless women.

Galerie E.K. Voland  
4710 St-Ambroise  
Montreal, QC

John was listed in the Who's Who in Photography for 2014. He entered 67 Photographic Society of America, International Competitions. John entered 268 images and received 143 acceptances.



Claude was acknowledged by le blogue MycoQuébec for having the first observation of a *Phallus rubicundus* / *Satyre rubicund* mushroom in Quebec. Congrats, Claude!!

[blog.mycouquebec.org](http://blog.mycouquebec.org)



# Essence of Montreal Book Project

Summer is drawing to a close and I trust you have been enjoying the outdoors and taking the opportunity to photograph as well.

And now, an update on the “Essence of Montreal.” Some of our members have been quite prolific. A total of 20 members have submitted 551 images covering 31 districts.

So where do we go now? With 31 boroughs covered, there still remains quite a few boroughs with no images: Anjou, St-Leonard, Montreal-Nord, Villeray/Saint-Michel/Parc-Extension, Montreal West, Hampstead, Roxboro, Pierrefonds, Kirkland, Île Bizard, and Baie d'Urfé. I hope we will receive some images for these boroughs in the coming weeks.

Note that 2017 is Montreal's 375<sup>th</sup> anniversary. This is a great opportunity for us to market our project to the city and perhaps get an order for a number

of copies of the book. With this in mind, we have decided to keep the project open until March 31st of next year. At that point, we will have a better feel as to whether a book publication is feasible and, if so, still give us enough time to have a book published in time for the anniversary. Please note that there will be a selection process on submitted images to avoid duplication and to present a variable and interesting overview of the city.

And finally, for those submitting images, it is very important that you keep a file of your original images as the resolution of the web images will not produce a high quality print image.

P.S. As you may have noticed, the images on the website are of a uniform size. Vertical images in particular are cropped to conform to the sizing requirements. By clicking on the image, you will see the full image.

—Pat Borlace



# Popular Events

Gardens of Light  
Botanical Garden  
September 4— November 1, 2015

<http://calendrier.espacepourlavie.ca/gardens-of-light>



© Helmut Mohelsky



© Eddie Lesser



© Alain Roy

Le Mois de la Photo à Montréal  
September 10—October 11, 2015  
*The Post-Photographic Condition*

<http://moisdelaphoto.com/en/>

# Interpretive Theme Challenge

The shot below will be emailed to all members six to seven weeks before November 23. Your mission, should you choose to accept it, is to turn it into a work of wonder! Use whatever technique, colour or composite that strikes your fancy. Amaze us!!

We'll all enjoy the results of our efforts on  
**November 23, 2015**  
after the Second Nature Competition.

SUBMISSION DEADLINE: November 18, 2015



© Cindy Canavan

























## SUBMIT AN ARTICLE!

Do you have an article, news item or tips and photographic experiences you wish to share with other members? If so, the Cameragram's Editorial Team is looking for your input! You do not have to be a writer – if you've got the idea we'll help you put it together.

To contribute, please contact Sylvia Rourke for submission details by email:  
[mcccameragram@gmail.com](mailto:mcccameragram@gmail.com)

Please note: deadline submission date for the next Cameragram is  
November 06, 2015

# Montreal Camera Club Executives and Volunteers 2015 - 2016

	<b>GEORGE LIBERMAN</b> <i>President</i> <a href="mailto:mcclubpresident@gmail.com">mcclubpresident@gmail.com</a>		<b>ANN PEARSON</b> <i>1st VP / Program Chair</i> <a href="mailto:mccprogram@gmail.com">mccprogram@gmail.com</a>
	<b>JOHN ZIMMERMAN</b> <i>Immediate Past President</i> <a href="mailto:johnzimmerman8151@gmail.com">johnzimmerman8151@gmail.com</a>		<b>CINDY CANAVAN</b> <i>Membership Chair</i> <a href="mailto:mccmemberships@gmail.com">mccmemberships@gmail.com</a>
	<b>KATHRYN MASON</b> <i>Treasurer</i> <a href="mailto:kmason@videotron.ca">kmason@videotron.ca</a>		<b>PAUL EIFERT</b> <i>Publicity</i> <a href="mailto:paul.eifert@gmail.com">paul.eifert@gmail.com</a>
	<b>JOHN SURRIDGE</b> <i>Honours Chair</i> <a href="mailto:isarchphotos@gmail.com">isarchphotos@gmail.com</a>		<b>FRANCES CABLE</b> <i>Secretary</i> <a href="mailto:frances.cable@videotron.ca">frances.cable@videotron.ca</a>
	<b>PAT BORLACE</b> <i>Pictorial Co-Chair</i> <a href="mailto:mccpictorial@gmail.com">mccpictorial@gmail.com</a>		<b>CLAUDE BELANGER</b> <i>Pictorial Co-Chair</i> <a href="mailto:mccpictorial@gmail.com">mccpictorial@gmail.com</a>
	<b>ELLIE MCCREA</b> <i>Nature Co-Chair</i> <a href="mailto:mccnature1@gmail.com">mccnature1@gmail.com</a>		<b>ILANA BLOCK</b> <i>Nature Co-Chair</i> <a href="mailto:mccnature1@gmail.com">mccnature1@gmail.com</a>
	<b>PAM FOGARTY</b> <i>Print Chair</i> <a href="mailto:mccprint@gmail.com">mccprint@gmail.com</a>		<b>JOHN SURRIDGE</b> <i>Statistics</i> <a href="mailto:isarchphotos@gmail.com">isarchphotos@gmail.com</a>
	<b>KATHRYN MASON</b> <i>Judging and Standards</i> <a href="mailto:kmason@videotron.ca">kmason@videotron.ca</a>		<b>SYLVIA ROURKE</b> <i>Camerasgram Editor</i> <a href="mailto:mcccameraqram@gmail.com">mcccameraqram@gmail.com</a>
	<b>PHILLIP SHAPIRO</b> <i>Outings Chair</i> <a href="mailto:mccoutings@gmail.com">mccoutings@gmail.com</a>		<b>KATHY MCDEVITT</b> <i>House Chair</i>
	<b>FLORENCE JEAN</b> <i>Social Chair</i> <a href="mailto:florencejean@me.com">florencejean@me.com</a>		
<b>Volunteers</b>			
	<b>RACHEL BILODEAU</b> <i>Webmaster</i> <a href="mailto:mccwebmestre@gmail.com">mccwebmestre@gmail.com</a>		<b>AFRIC EUSTACE</b> <i>Refreshments</i> <a href="mailto:afric@videotron.ca">afric@videotron.ca</a>
	<b>MCC GENERAL INQUIRIES</b> <a href="mailto:montrealcameraclub@gmail.com">montrealcameraclub@gmail.com</a>		<b>SPPQ LIAISON</b> <i>Philippe Laporta</i> <a href="mailto:phil_laporta@yahoo.ca">phil_laporta@yahoo.ca</a>



THE ROTHENBERG GROUP

*With our compliments...*

**Stocks**

**Mutual Funds**

**RRSPs**

**Life Insurance**

**Bonds**

**GICs**

**RRIFs**

**Life Annuities**

*"Because you deserve more"*

WESTMOUNT  
(514) 934-0586

WEST ISLAND  
(514) 697-0035

SOUTH SHORE  
(450) 321-0001

CALGARY  
(403) 228-2378

[www.rothenberg.ca](http://www.rothenberg.ca)



The Montreal Camera Club meets every Monday evening from 7:30 to 10:00 p.m.  
in the hall of the Westmount Park Church, located at  
4695 de Maisonneuve West  
Westmount, QC H3Z 1L9

The cross street is Lansdowne Avenue.

The articles and photographs in this Cameragram are copyrighted and are not to be reproduced or modified without the creator's written permission. For more information or a release, please contact the editor at [mcccameragram@gmail.com](mailto:mcccameragram@gmail.com)