

# Cameraqram



FALL 2014

Montreal Camera Club  
Westmount Park Church  
4695 de Maisonneuve West  
Westmount, QC H3Z 1L9

[www.montrealcameraclub.com](http://www.montrealcameraclub.com)



FOUNDED IN 1893

## Montreal Camera Club Fall Program At a Glance

### September 2014

- 08 Opening Night Presentation:  
Fred Hore "From Versailles to  
Dinan"
- 15 Education Night & Photo Flea  
Market
- 20 Outing: Exporail
- 22 COMPETITION #1: PICTORIAL
- 29 COMPETITION #1: NATURE

### October 2014

- 06 COMPETITION #1 PRINT
- 11 Outing: Parc National d'Oka
- 20 A Bonnie Nichol Lecture  
Presentation: Guy Boily  
"The Importance of Creativity"
- 27 COMPETITION #2 PICTORIAL

### November 2014

- 03 COMPETITION #2: PRINT  
— Theme: Pet's point of view
- 10 Education Presentation:  
Ann Pearson  
Illustrated lecture on Henri  
Cartier-Bresson  
and Lynne Cohen
- 15 Outing: Bonsecours Market
- 17 COMPETITION #2: NATURE /  
Interpretive Image Challenge
- 24 Presentation: Barbara Deans,  
aided by John Surridge  
"A Look Back"
- 24 Presentation: Despina Ioanidis  
"A Passionate Eye"

### December 2014

- 01 Presentation: Jerry Dubin and  
George Liberman  
"Side by Side" Travels in the  
American Southwest
- 06 Outing: Mary Queen of the World  
Cathedral and St. George's  
Anglican Church
- 08 Holiday Party / Slideshow:  
Winter Holiday Images —  
Non-Competitive.

## Table of Contents

- 02.....Fall Program At a Glance
- 02.....Competition Deadlines at a Glance
- 03.....The President's Welcome Message
- 05.....Editor's Message
- 06.....Membership Message
- 07.....Program Chair Message
- 07.....Program Highlights
- 08.....Fall Program
- 10.....Education Night &  
Photo Flea Market
- 11.....Scott Kelby Photowalk &  
MCC Giving Back
- 12.....Bonnie Nichol Lecture: Guy Boily  
"The Importance of Creativity"
- 16.....Presentation: Ann Pearson  
"Two Visionary Photographers"
- 17.....Presentations:  
Despina Ioanidis "A Passionate Eye";  
Barbara Deans "A Look Back"
- 18.....Presentation: George Liberman &  
Jerry Dubin "Side By Side"
- 20.....Photography Resources
- 21.....Fall Outings—Co-Chairs' Message
- 22.....Fall Outings
- 24.....MCC Fall Calendar
- 28.....Pictorial Division Chair
- 30.....Print Division Chair
- 32.....Nature Division Co-Chairs
- 33.....Tip of the Hat
- 34.....Gemboree Competition
- 36.....Print Theme Competition
- 37.....What's New
- 38.....MCC Book Project
- 39.....Executive Committee 2014 - 2015

### Competition Deadlines At a Glance

#### September 2014

- 15 **Pictorial #1** Images due
- 22 **Nature #1** Images due

#### October 2014

- 02 **Print #1** Titles and  
digital images due
- 20 **Pictorial #2** Images due
- 30 **Print #2** Titles and digital  
images due /  
Theme: Pet's point of view

#### November 2014

- 10 **Nature #1** Images due
- 10 Interpretive Theme  
Challenge Images due
- 24 Winter holiday images  
due — non-competitive





## The President's Welcome Message

Hello —

I hope you all had a wonderful summer, filled with ample opportunities to use your cameras. During the past few months your Executive has been hard at work planning for this coming Fall session. I want to thank Pam for creating the MCC Survey and collecting the results from the sixty-one members who answered the questionnaire. We have taken your comments into consideration and some of the following improvements should address your concerns. More work remains to be done.

Adjustments to our sound system will help improve the quality of sound at the meetings. A 42" monitor has been purchased which will be used for off-site judging of submissions to the Pictorial and Nature competitions. This should promote consistency in the judging process. The monitor will also be used at the Club on Monday competition nights in addition to the projector and screen. Although the audience as a whole will be

looking at images projected onto the screen, judges' comments will be based on the monitor images.

We also plan to purchase a new projector and screen. This will dramatically improve the quality of the projected images at the Club for all members to enjoy.

This Fall's guest speakers and presenters are once again top-notch as you will discover for yourself in reading the rest of the Cameragram. The program for our outings will include an educational component. At the beginning of each outing there will be a brief discussion on what photo possibilities exist at that location, and what compositional or technical aspects might be used to improve your images. As always, our outings provide great opportunities for members to socialize. New members are especially encouraged to participate as this is the quickest way to make friends and become more integrated into the Club.



The focus of this Fall session will be on “education and member participation.” When I say education, I mean having the opportunity to improve on what you are already good at with your photography. Ourclub boasts a membership of approximately 160. It would be great to see images submitted from more of our members. Nature competitions could use more Landscape and Botany images.

New regulations for earning trophies in Nature will be explained at the Sept.15 Education Night. I also hope to see more participants in the Print division this year. As the audience is now able to view digital versions of the prints projected on the big screen while the paper prints are judged, everyone will have a better view of the image and this will certainly make for a more pleasant evening.

Pictorial, as the most all-encompassing division of our competitions, receives the greatest number of submissions. However, I hope the September 15 explanation and discussion of what qualifies as Street and Creative will encourage more members to submit in these categories.

I know that volunteering for judging is a touchy subject with many of you. Some of you are too shy to share your views in front of an audience. Some of you think you don't want to insult or offend your friends. Others think their opinion doesn't count or

worry that their score may be totally different from those of the two other judges. All these thoughts or fears are unfounded.

The members we encourage to become judges are quite proficient in their work as they are trophy winners. The bottom line is that this is a volunteer club, the Executive can only do so much—the rest is up to you. We are preparing a committee to offer training sessions for novice judges to learn from more experienced judges. This should ease you into becoming good at evaluating images. From personal experience, I can assure you that judging will improve your own photography immensely.

I'm looking forward to seeing everyone at the opening meeting. I'm sure we'll have lots of fresh images to share and enjoy!

*George Liberman*  
[mcclubpresident@gmail.com](mailto:mcclubpresident@gmail.com)



# Editor's Message



Sylvia Rourke

Hopefully many of you may have had an amazing summer full of photographic opportunities. Well, not so much for me! I went out with Rachel to Parc des Rapides in LaSalle one beautiful May evening, half an hour into our quest to photograph any little creature we could find and 19 images later I slipped on a stony slope and broke my leg just

above the ankle in three places. I confess I was wearing my worn out Croc sandals. I'm happy to say that I am now walking again without any aids (wheelchair, walker, crutches, cane) and ready to shoot once more. The moral of this story is to wear good footwear when taking pictures outdoors!!!



© Laurent Gillieron

## Calling All Members...

This Fall our Front Cover is "Tree Swallows" by Rachel Bilodeau. When you're out and about exploring the autumn colours this Fall remember to take some photos in portrait mode rather than landscape.

Members are invited to submit their images for MCC Cameragram Front Cover consideration. Please note that our Front Covers are in portrait orientation, do not crop a horizontal image into a vertical. Images do

not need to have been entered into a competition. Submit your images (portrait mode ONLY, not landscape) to [mcccameragram@gmail.com](mailto:mcccameragram@gmail.com), using the same dimensions as for MCC competitions and at least 1.5 Mb.

Finally, please make sure you read the "What's New" for this season. This article can be found on page 37.

I look forward to seeing you all in September!







# Membership

Chair

Cindy Canavan

[mccmemberships@gmail.com](mailto:mccmemberships@gmail.com)

Welcome back to another season at the Montreal Camera Club! Your Executive Committee has made a number of changes recently which should greatly improve your experience at the meetings as well as on the Outings. Education is an important advantage of being a member of a club and this year we plan to increase your opportunity to learn from your fellow photographers and from our guest lecturers.

As a rule of thumb, most clubs can expect a turnout of 30% of the membership to meetings, and this is especially true for clubs in Montreal during the winter. Although the MCC does enjoy a good turnout on Monday evenings, we do have room for more. I want to encourage each one of you to invite someone you know who has an interest in photography to come along to a couple of meetings as your guest. And, of course, let's encourage them to visit the Membership table!

On another note, I'd like to remind you to snail mail or bring your dues to the Membership table before September 29 in order to remain in good standing. You will receive your new membership card and name badge at that time. All active members will receive the new MCC website password on **September 15** and will then be able to see the results of the competitions—the first of which will be posted on September 23.

See you at the opening meeting!

The Cameragram is the official newsletter of the Montreal Camera Club. It is published in three editions: Fall, Winter-Spring and Summer (digital edition).

## EDITORIAL TEAM

Editor-in-Chief.....Sylvia Rourke

### Assistant Editors:

Layout.....Cindy Canavan

Copy Editor.....Ann Pearson

Proofing .....Ann Pearson, Rachel Bilodeau, Diana Bruno

Webmaster.....Rachel Bilodeau





# Program Highlights

## Chair

Ann Pearson

[mccprogram@gmail.com](mailto:mccprogram@gmail.com)

To open our season on Sept. 8, we look forward to Fred Hore's presentation on the *Renaissance Treasures of France, from Versailles to Dinan*. Fred has been a frequent presenter at the club, always providing us with an excellent audio-visual show with great information and lively music.

On Oct 20. Guy Boily is our Bonnie Nichol Lecture presenter. This is the second in the series started last year following Bonnie's untimely death in January of 2013. Guy was a friend of Bonnie and a great admirer of her work. This long-time friend of the MCC is honoured to be this year's presenter. Club members will be inspired by Guy's poetic approach to photography.

On Sept. 15, we have a new Educational format this fall. New and returning members will be stimulated by a visual presentation by the Chairs of our Pictorial and Nature competitions on the big screen. There will be a comprehensive review and discussion of what is expected in the different categories for the Nature and Pictorial submissions. The Print Division will have examples of Monochrome (black & white), Creative, General and Theme prints on display. There will also be a demonstration on how to mount and label your photographs for submission. As the Club is in need of more judges, we will have a short judging activity where everyone will be asked to rate a few images followed by a discussion.

On Nov. 10, I will be presenting an educational illustrated lecture on the photography of Henri Cartier-Bresson. Credited with being one of the first and most influential street photographers, he is associated with the concept of "The Decisive Moment." In the second half of

the evening, we will look at the architectural work of Lynne Cohen. Hers is an entirely different type of photography with a unique, somewhat eerie vision of interiors.

On Nov. 17, George Liberman will co-ordinate and lead the discussion of images submitted for this year's Interpretive Image Challenge after the 2<sup>nd</sup> Nature Competition.

On Nov. 24, "A LOOK BACK" will give us the opportunity to see some of the great work by award-winning photographers from former years at our club. This presentation was proposed and prepared by Barbara Deans with the help of John Surridge.

On the same night, Nov. 24, Despina Ioanidis, a former trophy winning member at MCC will speak about how her passion for photography led her to abandon the office world for a career in photography. Despina will present a variety of her images from her own travels and the photo-travel expeditions she now offers with her partner Marcello Taboada.

Finally, on Dec. 1, Jerry Dubin and George Liberman are preparing their version of the ever-popular SIDE by SIDE show at MCC featuring the work of two photographers photographing the same scene, each demonstrating their own vision.

For the Holiday Party on Dec. 8, all members are invited to submit 3 or 4 images on a wintery or holiday theme to share with your fellow Club members. Images must be submitted to Florence Jean at [mccprogram@gmail.com](mailto:mccprogram@gmail.com) by Nov. 24th to allow time to organize them.

Attending the program events, entering the competitions, going on outings and volunteering to help with various aspects of our club's activities is to fully enjoy your membership!



# Fall Program

Opening Night  
Monday, September 08, 2014

Frederic Hore

## Remarkable Images

PHOTOGRAPHY BY FREDERIC HORE

*From Versailles to Dinan -  
The Renaissance Treasures of France*



©2012 Frederic Hore

"There are phantoms here!" my fiancée, Josée, remarked. We were admiring the many impeccably decorated chambers of the revered Château Versailles, the most visited palace in the world and the largest in France. She recounted how the staff deserted the palace with the onset of the French Revolution of 1789 and the slow demise of the Bourbon monarchy.

Erected in grand style mostly by Louis XIVth, the Sun King, who ruled for some 72 years, the palace's costly construction nearly drained the French treasury with its exquisite *appartements*, art works, sculptures, fountains and lush gardens.

This cultural and historical travelogue takes you on trip through notable sites, including Versailles, one of France's many Renaissance treasures, and the lesser known Château Fontainebleau. It was there that Napoleon 1st, after his defeat at the Battle of Waterloo, made his historic farewell before his imprisonment on Elba. The castles and palaces of the Loire River Valley are featured next, including Chambord, Azay-sur-Rideau, Chaumont-sur-Loire and Chenonceau, playground to France's kings and queens.

Rounding out this voyage back in time is a tour through the mystical and austere abbey at Mont St. Michel on the Brittany coast, and the Fête des Remparts—a massive medieval festival staged at the ancient fortress town of Dinan.

So come join in on the fun! Be enchanted and be amazed, as Frederic takes you on a visual feast of some of the most remarkable palaces and castles of France.

**Not to be missed!**

© 2012 Frederic Hore  
All Rights Reserved



## Biography Frederic Hore



Pursuing editorial, commercial and travel photography world-wide, Montrealer Frederic Hore is an award-winning photographer, writer, lecturer and teacher. His remarkable images and stories have been published in *PhotoLife*, Canada's premier photographic magazine, the US adventure monthly *Hooked on the Outdoors*, the *Montreal Gazette*, *Ottawa Citizen*, *Edmonton Journal*, *Vancouver Sun*, *Canadian Camera*, *CNN iReport*, *CTV My News*, plus numerous other publications and websites.

Graduating with a Diploma in Communication Arts from Dawson College, Montreal in 1974, his work in the broadcast milieu has allowed him to pursue his passion and vocation of freelance writing and photography. Well-travelled, he has lived or worked in virtually every major city in Canada from coast to coast. His international voyages have taken him to more than 44 countries on all seven continents—including Antarctica!



A former member of the MCC, Frederic's odysseys form the foundation for dynamic slide shows and multimedia productions, presented with engaging music, history and lively travel lore to public and private organizations. In the last 13 years he has presented more than 140 shows to groups in the Montreal region to popular acclaim.



An outdoor enthusiast, Frederic is an avid hiker, canoeist, cyclist, cross-country skier and certified scuba diver.

For those interested in pursuing their photographic passion, Frederic gives a variety of workshops for all skill levels at the Stewart Hall Community Centre in Pointe Claire during the fall and winter months.

Frederic's imagery and complete bio can be viewed at

<http://www.remarkable-images.ca>

Not to be missed—mark your calendar!

Monday, September 15, 2014

# Education Night & Photo Flea Market

Ann Pearson

[mccprogram@gmail.com](mailto:mccprogram@gmail.com).

This is your chance to take part in some lively discussions and prepare yourself for the fall competitions. Activities will include:

- A review and discussion of the various categories within the Pictorial, Nature and Print Competitions. In particular, examples of what is expected in the Pictorial's Street and Creative and in Nature's Botany and General categories will be provided – questions will be answered.
- A discussion and examples of Gemboree categories.
- A judging exercise for all. Compare and discuss your scores with experienced club judges. The Club needs MORE JUDGES.
- A review of our MCC website on how to find important information e.g. nature handbook, new forms, links and resources.
- Mix and mingle with new members over refreshments.

Followed by:

- A demonstration on how to prepare your prints for competition - mat cutting and mounting and correct labeling.

Tables will be available for:

- A PHOTO FLEA MARKET. This is a good opportunity to sell or trade equipment or to pass on photo books and magazines that you are no longer using. Members are responsible for pricing and selling their own items. Don't forget to bring cash or a cheque book.
- JUDGING WORKSHOPS - veteran competing members will be encouraged to sign up to host and/or participate in a judging workshop.
- OUTINGS - new members should consider signing up for outings as the best way to meet Club members and learn from more experienced photographers.
- MEMBERSHIP - New members sign up, returning members pay your dues and don't forget to pick up your membership card and name badge.
- GENERAL INFORMATION - After seeing the Education presentation about the different competitions do you have any questions? Have you any unmet expectations concerning your participation in the Montreal Camera Club? IF SO, COME AND SEE US.



Saturday, October 11, 2014


SCOTT KELBY

## WORLDWIDE PHOTOWALK

This year, in Diane's absence, Sylvia Rourke will be leading the Scott Kelby Photowalk on October 11 from 1 p.m. to 3:30 p.m. (followed by coffee or tea and show-and-tell for those who are interested).

It's a great way to get out with fellow photographers and enjoy our city, all while thousands of people are doing the same thing on the same day around the world.

Hold the date, further details will be emailed closer to the event.



Diane Dupuis-Kallos leads several groups and is the driving force behind the MCC Giving Back Effort. KUDOS!

<http://kelbyone.com/photowalk/>

## MCC GIVING BACK

Sunday, November 09, 2014

## DANCE FOR KINDNESS FLASH/FREEZE MOB

I will be leading Life Vest Inside's Montreal version of the Worldwide Dance for Kindness on Sunday, November 09. <http://www.lifevestinside.com>

Volunteer photographers and videographers are needed—or if you'd like to join us and participate please let me know! Diane [ddk@lifevestinside.com](mailto:ddk@lifevestinside.com)



December 2014

## HELP PORTRAIT

Montreal Camera Club Helping Others  
Worldwide Help-Portrait Events



Once again this year, we will be giving back to our communities and donating our photography skills to those who can't afford (or otherwise wouldn't be able) to have portraits taken. More information about the worldwide Help-Portrait movement—<http://help-portrait.com>

If you are interested in joining us this year -please e-mail me at [ddkphotos@yahoo.ca](mailto:ddkphotos@yahoo.ca)



# THE IMPORTANCE OF CREATIVITY

with  
Guy Boily

We have all asked ourselves this question. What makes a great image? It's a combination of several elements, depending on what the subject matter is. A great subject with poor lighting will result in a mediocre image but even a poor subject with great lighting can become a work of art.

Light has always been my main subject and I see myself as a pursuer of light.



In nature or travel photography, it's about composition, subject, lighting and how demanding you are about your results. If your only desire is to document your trip, anyone can probably do a fairly good job with the camera equipment we have these days. But, if you are even slightly interested in getting better shots, it takes work and if you are at all passionate about your photography, it takes a lot of devotion and preparation.

Doing your research beforehand can be helpful. I will talk about preparing for that special shoot, what gear you

might need and what time to arrive at your location. And—oh yeah!—have a backup plan because more often than not you will need one as nature can surely play tricks on you.

My goal is to do my best work on location. I make sure to have with me, GR (graduated) filters, ND (neutral density) filters, flashlights, tidal charts, SR (sunrise) and SS (sunset) charts, MR (moon rise) and MS (moon set) charts and my best friend, my tripod.

We have at our disposal great post-processing software, but many of us rely on them too much. We all use these programs, however I recommend that the greater part of your work should be in the field using your camera.

During the presentation, you will be given information which will certainly help you to achieve a better success rate with your images. Remember, it's not the equipment that's important, it's how you use it!





## Biography



I was born in Montreal in 1950 and like most young boys grew up playing outside.

It was not until I was 16 and on a wilderness survival course in Alberta with the air cadets that I awakened to the natural beauty which surrounded me.

Years passed and in 1988 I attended an evening at an amateur photo club. There I discovered what would become my life's passion—photography.

Over time, creativity became more and more important to me. In 1995 I began to seriously pursue photography full time. Highlights of my career have been the numerous photo workshops I have given in l'Archipel de Mingan,



in Charlevoix and for L.L. Lozeau, in Montréal. I am very much an outdoor photographer, having worked in Quebec's Great North to produce a national calendar on Nunavut for Kodak Canada. I have also photographed both Mosaiculture International Exhibitions in Montreal. Nikon hired me to present my images to promote their products at the Salon D-Clic of 2012. The same year, the Department of Foreign Affairs of Canada purchased some of my images which are now on permanent exhibit in Mumbai, India and in Rio de Janeiro, Brazil. I continue to teach photography in Montreal libraries and at photo clubs throughout Quebec.

Photography is my passion and I have developed the art of "seeing differently." I devote a lot of time just observing with my eyes and with my soul, not using a camera, picturing the scene or object before me in my head and that's where my approach to photographing it first take's shape. The most important work is in the imagination and the resultant photograph is the representation of his or her life experiences.

Creating the best image I can and sharing my ideas with others is my ultimate goal. I consider myself as more of an artist than a photographer.



Monday, November 10, 2014

## TWO VISIONARY PHOTOGRAPHERS: Henri Cartier-Bresson & Lynne Cohen presented by Ann Pearson

As enthusiastic photographers, we love to look at the work of our fellow club members. In the constant learning process to improve our art, we draw inspiration and energy from their images. To take a serious look at the work of some of the world's renowned photographers can stimulate us even further as they expand our abilities to see and understand the world around us.

Henri Cartier-Bresson, 1908-2004 was born in France and expected to pursue a career as a painter. He gave that up to take up photography in his early thirties. He used the newly developed

Leica II Rangefinder camera and one lens, a 50mm, for almost all of his life's work. He is acclaimed as the father of photojournalism and street photography. At times, having chosen a site, he would patiently wait for something to happen, for the "Decisive Moment" which would add meaning and depth to the image.

Whereas Cartier-Bresson almost always had people in his photographs, Lynne Cohen, who recently died in



© Cartier-Bresson



© Cartier-Bresson



© Cartier-Bresson

Montreal at the age of 69, is noted for her images of interiors without people. Born in the USA in 1944, Cohen moved to Canada in 1973. Since the beginning, her interest centered on the everyday and artificial environments we encounter. Her subject matter evokes psychological, sociological and political questions about the way things appear and function in our lives. Her large prints challenge us to discover what is "Between Something and Nothing."

Cohen worked with a large-format view camera which necessarily slows down the whole process of photographing so it is not surprising that her style is so different from Bresson's work. Whereas Bresson's work usually has immediate impact, Cohen's images invite a more considered viewing. The work of both photographers is filled with what we call "narrative."

In 2005, Lynne Cohen was the recipient of the Governor General's Award in Visual and Media Arts and in 2011, she was the inaugural winner of the \$50,000. Scotiabank Photography Award.



© Cohen



© Cohen

## Biography — Ann Pearson



Ann Pearson taught photography at the New School Dawson College and in the Fine Arts Department at Vanier College. When she moved into the Humanities Department at John Abbott College, she taught many courses to educate students on how to interpret and analyze visual media. Ann currently moderates Study Groups at the McGill Centre for Lifelong Learning which explore different aspects of photography and other art forms.

Monday, November 24, 2014

# A Passionate Eye

Despina Ioanidis

Despina Ioanidis, a Montreal-based Photographer, has been passionately immersed in her photography for the past 20 years. Her achievements have brought her outstanding rewards.

Since the age of 14, she found that looking through the viewfinder of a camera was magical. Now, as a much traveled photographer, she has a keen eye for detail and a diverse style, depending on the subject matter. Despina is continually in search of beauty in unique spaces as she strives to capture the essence of life in warm and inspiring images. There is raw beauty to be found in the least advantaged locations. She hopes her work will open up channels of communication with her viewers as she believes that photography is meant to be shared among those who love and appreciate this art form.

Despina credits the five years she spent at MCC with expanding her



© Despina Ioanidis

photographic vision. Her visual world exploded with possibilities once she saw her images projected on the 12-foot screen. Sharing her passion with other Club members helped her to improve her photography and opened up different opportunities to become a professional. Her present work includes portraits, wedding events, workshops, real estate and street photography. She also teaches photography at adult centers in Laval and is considered to be one of the leading photographers for the Laval Families Magazine alongside her partner, Marcello Taboada, also a former MCC member.



© Despina Ioanidis

Despina will present a variety of images and slide shows from her creative projects, her own travels and the photo-travel expeditions she now offers. Members of the Club may be interested in acquiring her book "Cuba-Visual Expressions."



© Despina Ioanidis

# A Look Back

Photographers from the MCC Archives  
presented by Barbara Deans

Throughout its long history the Montreal Camera Club has been fortunate to have had many fine photographers amongst its members.

Since some images by a few of these members were in the Club's archives the Executive thought that it might be interesting for present-day members to see a short presentation featuring their work. It was necessary to convert these images into digital format from the original colour transparencies, and John Surridge was instrumental in performing this time-consuming task as well as creating the slide shows.

All of the photographers in this presentation have won top MCC trophies and most of them also achieved recognition in International competitions. Several had their work published in books and magazines and a few did professional work as well. Some members may recognize names such as Harold Green, Jack Blonk, and Derek Caron.



© Derek Caron




© Jack Blonk



© Kennon Cook




© Clara Parsons



© Harold Green

Monday, December 01, 2014

# SIDE BY SIDE: Travels in the American Southwest presented by George Liberman & Jerry Dubin



Last May Jerry Dubin and I, accompanied by our wives, went on a 9-day trip to the Southwest Desert. The plan was to travel from Las Vegas to Zion National Park, Bryce Canyon National Park, The Grand Staircase Escalante (or Toadstools), as more commonly called, Page, Grand Canyon, Route 66, then back to Vegas.

This presentation will not only include our side-by-side images but Jerry will also include some digitized slide images of the region that he took almost 20 years ago.

Jerry and I both shoot with Fuji XTI's mirrorless cameras. The presentation will include a live demonstration of our equipment and a Q&A period.






# Did You Miss the Summer Cameragram in Digital Format Only?

You can read it on the MCC website  
or download it to read later:

<http://tinyurl.com/MCC-Cameragram-Summer-2014>

This link is to the “public” version which does not contain the financial statement. To see that, log in to the Members’ area.



# Photography Resources

## Photography / Imaging Resources, Schools and Tutorials

All sites below provide a learning community for photographers. Great tools and tutorials for all levels.		
Cambridge in Colour <a href="http://www.cambridgeincolour.com">www.cambridgeincolour.com</a>		
Digital Photography School <a href="http://www.digital-photography-school.com">www.digital-photography-school.com</a>		
DP Review <a href="http://www.dpreview.com">www.dpreview.com</a>		
Google Nik Collection <a href="http://www.google.com/nikcollection/learn">www.google.com/nikcollection/learn</a>		
Kelby One <a href="http://www.kelbyone.com">www.kelbyone.com</a>		
Light Stalking <a href="http://www.lightstalking.com">www.lightstalking.com</a>		<a href="http://www.lightstalking.com">www.lightstalking.com</a>
onOne Software <a href="http://www.ononesoftware.com">www.ononesoftware.com</a>		/91-great-photography-links-grab-a-coffee
Outdoor Photographer Canada <a href="http://www.outdoorphotographycanada.com">www.outdoorphotographycanada.com</a>		
Photo Life Magazine <a href="http://www.photolife.com">www.photolife.com</a>		
Photoshop Essentials <a href="http://www.photoshopesentials.com">www.photoshopesentials.com</a>		
Picture Correct <a href="http://www.picturecorrect.com">www.picturecorrect.com</a>		
Strobist <a href="http://www.strobist.blogspot.ca">www.strobist.blogspot.ca</a>		Learn how to light!
The Luminous Landscape <a href="http://www.luminous-landscape.com">www.luminous-landscape.com</a>		
The Perfect Picture School of Photography <a href="http://www.ppsop.com">www.ppsop.com</a>		
Topaz Labs <a href="http://www.topazlabs.com">www.topazlabs.com</a>		

## Photofinishing / Cameras Equipment Information

Lozeau <a href="http://www.lozeau.com">www.lozeau.com</a>		
Photo Service <a href="http://www.photoservice.ca">www.photoservice.ca</a>		
Vistek <a href="http://www.vistek.ca">www.vistek.ca</a>		
Ken Rockwell <a href="http://www.kenrockwell.com">www.kenrockwell.com</a>		Ken with provide you with what's new and extensive technical reviews of cameras.

## Printing, Framing, Art Resources

Gemst <a href="http://www.gemst.com/e-main.htm">http://www.gemst.com/e-main.htm</a>		Framing services.
Avenue Des Arts <a href="http://www.avenuedesarts.ca/">http://www.avenuedesarts.ca/</a>		Art supplies; mat cutters.
Omer des Serres <a href="http://www.deserres.ca/en-ca/">http://www.deserres.ca/en-ca/</a>		Extensive inventory of art supplies.
Centre de Laminage et d'Encadrement Inc. <a href="http://www.centredelaminage.ca">http://www.centredelaminage.ca</a>		Great service and reasonable rates.
Labratoire de photos Provisia <a href="http://www.provisia.ca">www.provisia.ca</a>		Provisia digital imaging is one of Montreal's professional digital imaging labs.

## Website Builders

The top ten Website Builders of 2014 <a href="http://www.top10websitebuilders.ca">www.top10websitebuilders.ca</a>		Worth a look!
--	--	---------------



# Fall Outings

## Co-Chairs



Paul Couture



John Zimmerman

Paul Couture and John Zimmerman welcome you to a new season of exciting outings for the Fall season. During the outings, Club Members are able to discuss approaches and techniques with each other, and it is an opportunity to try different things. Mark your calendars and don't miss out on the opportunity to get to know other members and learn from them while having lots of fun!

If you attend any one of the local outings or trips, you are invited to submit outing-related images to the Cameragram Editor at [mcccameragram@gmail.com](mailto:mcccameragram@gmail.com). Some photos will be posted on the web and in the next Cameragram.

**Please note: these submissions/images are for publication on the MCC website Outings Gallery. The submission closing date is no later than Dec. 08, 2014. Image specifications for the outing submissions are the same as for the competitions (sRGB or RGB, maximum measurement 1400 pixels wide or 1050 high).**

**Meeting locations to follow.**

If you have any questions, don't hesitate to email us.

Paul Couture  
[cpaul2652@hotmail.com](mailto:cpaul2652@hotmail.com)

John Zimmerman  
[johnzimmerman8151@gmail.com](mailto:johnzimmerman8151@gmail.com)



# Outings

Saturday, September 20, 2014

## ExpoRail

Adult : \$18

Time: 9:00 a.m. sharp

le Musée ferroviaire canadien  
10, rue Saint-Pierre  
Saint-Constant, QC J5A 1G7



The site covers an area of 55 acres.

There are three train stations located on the outdoor site:

- Hays Station, featuring the *From Everywhere to You* exhibition,
- Barrington Station featuring telegraph demonstrations, and the
- Delson Station featuring the *Roussillon, Cradle of the Canadian Railroad* exhibition.

The Discovery Trail and the station gardens complete the route leading to the stations and the open storage Building No. 5. Lunch afterwards at a fantastic restaurant across the street. <http://www.exporail.org/en/welcome-to-exporail/>

October 11<sup>th</sup>

Time: 9:00 a.m. sharp

Parc National d'Oka  
2020 Chemin d'Oka  
Oka, QC

From wetlands to mature forests, Parc national d'Oka has a variety of habitats ideal for the wildlife typical of Southern Québec.





## Saturday, November 15, 2014

Time: 10:00 a.m. sharp

**Bonsecours Market**  
350 Rue Saint Paul Est  
Montréal, QC H2Y 1H2

Inaugurated in 1847, Marché Bonsecours is acknowledged as one of Canada's ten finest heritage buildings.

Additional locations include the Pier and the nearby Clock Tower whose 192 steps lead up to a fantastic view of the old port and river.



## Saturday, December 06, 2014

Time: 10:00 a.m. sharp

**Mary Queen of the World Cathedral**  
1085 rue de la Cathédrale  
(corner Blvd. René-Levesque)  
Montréal, QC

Mary Queen of the World is a reduced replica of the Vatican's St. Peter Basilica and is the third largest church in Quebec.



Time: 2:00 p.m.  
**St. George's Anglican Church**  
1101 rue Stanley  
(corner Rue de la Gauchetière)  
Montréal, QC



Nearby Windsor Station is another historic building of interest.






© John Surridge

# September 2014

Sun	Mon	Tue	Wed	Thu	Fri	Sat
	1	2	3	4	5	6
7	8 OPENING NIGHT PRESENTATION BY: FREDERIC HORE - "FROM VERSAILLES TO DINAN"	9	10	11	12	13
14	15 EDUCATION NIGHT  PICTORIAL #1 - IMAGES DUE	16	17	18	19	20 OUTING: EXPORAIL - Check your Cameragram for details.
21	22 PICTORIAL COMPETITION #1  NATURE #1 IMAGES DUE	23	24	25	26	27
28	29 NATURE COMPETITION #1	30	<p>"When you photograph people in color you photograph their clothes. When you photograph people in black and white, you photograph their soul!" — Ted Grant</p>			





© Ben Durand

# October 2014

Sun	Mon	Tue	Wed	Thu	Fri	Sat
			1	2 PRINT #1 PRINT TITLES AND DIGITAL IMAGES DUE	3	4
5	6 PRINT COMPETITION #1 • BRING PRINTS BY 7PM	7	8	9	10	11 OUTING: Parc National d'Oka Check your Cameragram for details.
12	13 THANKSGIVING	14	15	16	17	18
19	20 A BONNIE NICHOL LECTURE - PRESENTATION BY - GUY BOILY  PICTORIAL #2 - IMAGES DUE	21	22	23	24	25
26	27 PICTORIAL COMPETITION #2	28	29	30 PRINT #2 PRINT TITLES AND DIGITAL IMAGES DUE Theme: Pet's point of view	31	"The eye should learn to listen before it looks." — Robert Frank






© Marlene Hornstein

# November 2014

Sun	Mon	Tue	Wed	Thu	Fri	Sat
						1
2	3 PRINT COMPETITION #2 THEME - PET'S POINT OF VIEW • BRING PRINTS BY 7PM  INTERPRETIVE IMAGE CHALLENGE IMAGES DUE	4	5	6	7	8
9	10 PRESENTATION BY ANN PEARSON - Illustrated lecture on Henri Cartier-Bresson and Lynne Cohen  NATURE # 2 - IMAGES DUE	11 Remembrance Day	12	13	14	15 OUTING: Bonsecours Market Check your Cameragram for details.
16	17 NATURE COMPETITION # 2  SECOND HALF INTERPRETIVE IMAGE CHALLENGE	18	19	20	21	22
23	24 PRESENTATION BY : BARBARA DEANS AND JOHN SURRIDGE "A LOOK BACK"  PRESENTATION BY: DESPINA IOANIDIS "A PASSIONATE EYE"  WINTER HOLIDAY IMAGES DUE - NON COMPETITIVE	25	26	27	28	29
30	<p><i>Your first 10,000 photographs are your worst.</i> -- Henri Cartier-Bresson</p>					





© Vladislav Kamenski

# December 2014

Sun	Mon	Tue	Wed	Thu	Fri	Sat
	1 PRESENTATION BY JERRY DUBIN AND GEORGE LIBERMAN - SIDE BY SIDE AMERICAN SOUTHWEST TRAVELS	2	3	4	5	6 OUTING: Churches Mary Queen of the World and St. George's - Check your Cameragram for details.
7	8 HOLIDAY PARTY  SLIDESHOW - Winter Holiday Images - Non Competitive	9	10	11	12	13
14	15	16 HANUKKAH	17	18	19	20
21	22	23	24	25	26	27
28	29	30	31	Happy Holiday Season!		





# Pictorial Division

## Chair

Brian McPhee

[mccpictorial@gmail.com](mailto:mccpictorial@gmail.com)

Welcome to another season of Pictorial Competitions at MCC. After a really hot and steamy summer, we should all have plenty of great images to submit in this year's competitions. The boundaries of photography are being pushed beyond our

wildest dreams so don't hold back with your creativity. Domestic flowers and animals, which are not permitted in our nature competitions, are encouraged in Pictorial.

The "Creative" category within Pictorial includes layered Photoshop images, multiple exposures, imaginative use of color, zooming, montages, monochrome/duotone etc. Be creative and generate your own effects.

Don't forget the Street Photography Category! Our judges consider the different challenges associated with capturing a decisive moment, a quirky event, a cute glance or interesting perspective. Study how the newspaper photographers make an ordinary scene look interesting.

Images submitted in the Creative category will be judged together as will those in Street Photography, distinct from the remaining Pictorial images. Separate awards will be made in each of these three categories.

### **SELECTING AND PREPARING IMAGES**

We encourage you to take your time in selecting and preparing images for the competitions. Look at some of the excellent images submitted in past years or in other clubs and ask yourself, "Am I submitting a good image?" Have a checklist nearby and consider the following points:

- basic composition, simplicity, balance, framing, background, use of lines and the Rule of Thirds, does the image have impact, will the judges say "Wow"?
- the subject's position and focus (if you intend the subject to be in focus then it should be sharp. You may have intentionally softened the subject for a romantic effect or blurred the subject to show action and that may be perfectly fine);
- is the viewer's eye drawn to the main subject or are there distractions such as over-exposed highlights or undesirable elements that can be easily eliminated using processing software? If your image is abstract or creative then different considerations may apply;
- is the image correctly adjusted—appropriate sharpening, white balance, colour space and dimensions according to the MCC submission guidelines? It is preferable to submit your images in the sRGB colour space for maximum quality on our club projector. Compare the sRGB image with your previous image in RGB to check for any colour shift that may need correcting;
- zoom into your image at least 100% to ensure there are no weird artifacts or sensor dust spots you might want to eliminate (clone out).
- Do not add frames around the image nor include your name on the image;





■ Images that are substantially modified in image editing software such as Photoshop, Lightroom, Corel Painter, etc., may do better in the Creative category. Creativity is judged for artistry, imagination and technical merit. Simply using a Photoshop filter may reduce your mark.

## ENTERING IMAGES IN A PICTORIAL COMPETITION

■ A maximum of three images per competition in each of the five competitions are allowed for a total of 15 submissions over the year.

■ Images should be digital and saved for best quality .jpg (Level 12 Photoshop).

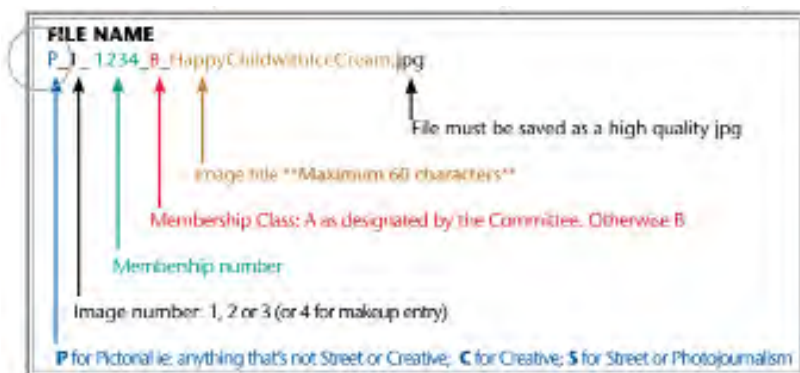
■ Digital files should be a maximum of 1400 pixels wide in the landscape or horizontal format (the height will adjust automatically) or 1050 pixels high in the portrait or vertical format (the width will adjust automatically) to benefit from the MCC's excellent projector resolution. Not adhering to the guidelines of size and colour space may negatively impact quality when projected.

■ Submissions for each competition are due on the Monday evening the week before the competition presentation. An entry must include a title, your membership number, class (A or B) and an indication if the image is Pictorial, Creative or Street Photography (all separated with an underscore "\_") as illustrated below.

■ Email submissions must be sent to [mccpictorial@gmail.com](mailto:mccpictorial@gmail.com).

■ It is preferable to receive entries via email; for members without internet access, entries on a CD or USB key are acceptable, labeled with your name and membership number, and submitted on the Monday before the competition. Returned CDs/USB keys will be placed in the "Pick-up" box the following week.

■ Three judges will rate all the images in advance of their presentation. Images will be marked based on impact, composition, technique, technical correctness such as exposure and for the story they tell. At the presentation evening, the judges will provide comments on the images. All images are judged by the same standards. Winner ribbons are awarded at each competition and annual trophies are handed out in the spring.



Note: "makeup entry" is defined in the Club Rules for Competitions: <http://tinyurl.com/MCC-Competition-Rules>



# Print Division

Chair

Pam Fogarty

[mccprint@gmail.com](mailto:mccprint@gmail.com)

Hello there, I would like to welcome all the new and returning members back this season. Over the past two years since I've taken over the Print Division we have made a lot of changes to the way the competition functions and I feel that we have come to where we need to be. We came from the audience having to dodge the heads of the judges as they examine the print in the light box to where the audience can partake in the competition by viewing the digital version on the screen above at the same time as the judges and making it a more pleasant evening for all. We also have requested the judges to explain their marks where we found a big discrepancy which helps the audience understand why they judge the way they do. I believe we have made great strides in making Print night more enjoyable for all, competitors and audience alike. Please come and see for yourself.

Whether you have taken new photos during the summer or have some gems from the past, I would like to invite all members, new and returning, to join us to showcase your view of the world through print. With the feedback of the judges, I'm sure we will all learn something to help each of us improve as photographers.

## ENTERING PRINTS IN COMPETITION

- Prints should be at least 9" on one side and mounted within a mat measuring no larger than 16"x20".
- Traditional mounting is required: a mat with a bevel cut and then placed on top of the print. "Flush mounted" prints will not be accepted.

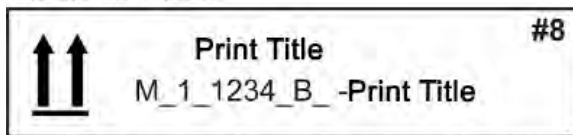
## NAMING THE PRINT

- The labeling will be as follows: M\_ for Monochrome, C\_ for Colour, CR\_ for Creative and TH\_ for Theme.
- The titles of the prints to be submitted must be received by email to [mccprint@gmail.com](mailto:mccprint@gmail.com) for each competition on the Monday evening the week before the competition night. Note: For Creative and Theme prints, please indicate after the title if the print is in monochrome or in colour.
- Before competition night, you will receive an email giving the order number for each print so that the prints will be placed in a random order when being judged (refer to above label example).
- Each print on competition night must have the label I will send you taped to the back.

*For PRINT entries, please follow the instructions in the diagram below for Print Naming*



**EXAMPLE  
LABEL**



*#8 is the order of the print for competition night*

**REGULAR PRINT COMPETITION**

- A maximum of four prints may be submitted in each of the 5 regular print competitions whether they are colour, monochrome or a combination of the two. Therefore a maximum of 20 prints is allowed to be submitted per year, but not more than 15 colour or 15 monochrome prints may be submitted.
- For images submitted in the “Creative” sub-category within the Print division, the determination of what constitutes “Creative” shall be made by the maker. The print must be labeled as Creative upon submission of title of the print. Failure to do so renders the entry ineligible for The Rochelle Brayley Memorial Trophy.
- There are multiples trophies to be awarded to the winners of the print competitions. Please refer to the website for details about the trophies:  
<http://tinyurl.com/MCC-Trophies-and-Awards>
- Please remember:
  - Once the Print Title is submitted, the category cannot be changed the day of the competition.
  - Please make sure Prints are properly put together so they don't fall apart upon handling.

**THEME COMPETITION**

- Fall Session: Pet's Point of View (low angle shot mimicking domestic pet's point of view).
- Spring Session: Shooting From the Hip (hold camera at waist level and shoot without looking through the viewfinder).
- A maximum of 3 prints can be submitted per competition. Please note that these prints are in addition to the prints submitted in the regular monochrome, colour and creative print competitions.
- The winner of the The Zoltan Kallai Memorial Trophy must have entered both theme competitions to qualify.

**JUDGING CRITERIA**

- Judges will expect good technique consisting of correct exposure, ideal depth of field, effective use of colour and lighting, and an appropriate background. The horizon line must be level and cropping may be appropriate so that the image shows to its best advantage.
- In addition to the subject matter, the judges will evaluate the quality, colour tone and technical details of printing (or the range of tones in black & white images). Matting is an integral part of print presentation and should enhance rather than compete with the picture.
- Submitting prints for judging is an excellent learning experience. But remember, judges judge from their own point of view. Their comments are meant to be helpful—please take them in that spirit.

**COMPETITION NIGHT**

- Three judges will score the prints on the day of the competition.
- All prints must arrive by 7 p.m. to allow time to put the prints in order.
- After the coffee break, the winners will be announced and the ribbons given out.
- The judges will then have a chance to give their commentary on the prints submitted.

If you have any questions concerning the Print Division and/or Print Competitions, please feel free to contact me: [mccprint@gmail.com](mailto:mccprint@gmail.com).





# Nature Division

Co-Chairs

Richard Tomalty

Walwyn Martin

[mccnature1@gmail.com](mailto:mccnature1@gmail.com)

Richard Tomalty    Walwyn Martin

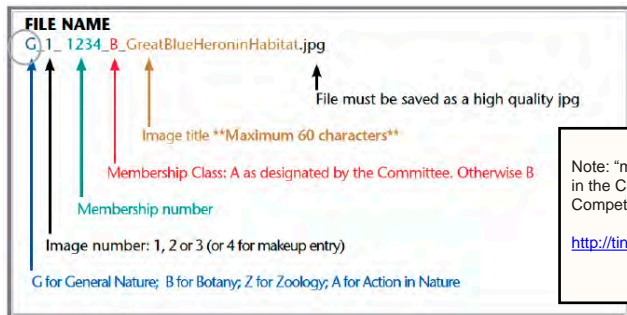
Hello and welcome to the Fall session of MCC Nature. This is the beginning of my second year as a Nature Chairman and I am looking forward to a productive year. I believe last year was an exceptional year for the Nature photographers at MCC. We had some of the finest images I've seen at the club and I was impressed by the overall quality of the submissions. There were some new members who made a strong impression at the B level and many have progressed to the A level this year. I'm sure that the images will be outstanding this year and I can't wait to start viewing them.

This season we are attempting to broaden the range of Nature submissions to include more Botany and General nature pictures. These changes will be reflected in our evaluations of awards and trophies at the year end. On this note, I would like to encourage our nature photographers to branch out and consider these categories when picking their submissions. I would also suggest that all nature photographers read the new guidelines for trophy awards this year to be sure they are up to date on the new criteria for evaluation. —Richard Tomalty

We would like to draw your attention to our *Nature Handbook*. We would ask all participating members to please take a few minutes to read this guide, as it is a very informative document which highlights our club's position on all aspects of nature photography. It clearly states the priorities of the Club and will be of aide to any members who are participating in competitions. This can be found on the MCC website: <http://tinyurl.com/MCC-Nature-Division-Handbook>.

Nature photography does present challenges not encountered in the Pictorial and Print divisions but these should not deter you from trying your hand at Nature shots. The subjects are seldom cooperative but there is plenty of choice! Mushrooms, wildflowers, animals, birds, along with insects and even geological features. Just be sure to identify your subject. *Writing "bird" is not acceptable*. Try to find the correct name of your subject so that you learn to identify some of the nature that is all around us. We look forward to seeing your images. Please do not hesitate to contact us if you have any questions about the Nature Division.

To enter images into the Nature Competitions, follow the instructions in the diagram below for file naming and submit to: [mccnature1@gmail.com](mailto:mccnature1@gmail.com) in one of the three categories: G for General, B for Botany, Z for Zoology and A for Action in Nature. Submissions need to be received the Monday evening of the week before the competition.



Note: "makeup entry" is defined in the Club Rules for Competitions:

<http://tinyurl.com/MCC-Competition-Rules>



# TIP OF THE HAT

Three of our members will be participating in the fifth edition of Art Westmount 2014 at the end of September:


David Asch

Diana Bruno

Margaret White

Details at: <http://www.artwestmount.org>

**You are encouraged to support our members and visit the exhibit!**



© Margaret White



© Diana Bruno



© David Asch

*25th Anniversary celebration*

## MCLL ARTISTS

**AUGUST 28 to 30, 2014**

**Vernissage:**  
Thursday 28, 6 pm

**GALLERY HOURS**  
Thursday & Friday 10 to 6  
Saturday 10 to 5

**McClure Art Gallery**  
Visual Arts Centre  
350 Victoria, Westmount  
514-488-9558

**MCGILL COMMUNITY FOR LIFELONG LEARNING**  
**COMMUNAUTÉ D'APPRENTISSAGE CONTINU DE MCGILL**

Lillane Aberman	Ann Pearson
Richard Bock	Monnie Rothlick
Gordon Campey	Pamela Sachs
Jackie Cytrynbaum	Barbara Sala
Jane Desjardins	Helen
Pierre Desjardins	Tarshis-Shapiro
Gael Eakin	Nora Shanahan
Michelle Eichenberg	Bernice Shaposhnick
Hannah Franklin	Audrey Speck
David Gates	Nina Spiegel
Ruth Genest	Sally Spithaus
Sandra Goodwin	Robert Struthers
Mary Landry	Amita Virmani
Brenda Parsons	Katherine Walters
Kay Prakhivaya	Veneranda Wilson
Thea Pawlikowska	Robert Winters
Jianchun Zhang	

Ann Pearson has organized the 25th Anniversary Art Exhibit for the McGill Community of Lifelong Learners which will be at the McLure Gallery of the Visual Arts Centre at 350 Victoria Avenue from August 28-30.

The vernissage takes place at 6 p.m. on the 28.

Both Ann Pearson and Jianchun Zhang will have images on display.

# Gemboree Competition

Here are your topics for the ever-popular Gemboree theme competition. Search through your digital files or shoot new images for your submissions. Google these topics for more ideas.

Images previously entered in other Montreal Camera Club competitions are not eligible.

- **Faceless Portrait**
- **Through a Window**  
(looking in or looking out)
- **Animal Part(s)**
- **Curve(s)**
- **In the Kitchen**
- **Juxtaposition**
- **In the Manner of...**

(for example: Richard Martin; a Van Gogh painting; Cartier-Bresson, etc. Include the original artist's or photographer's name in your title.)

Entry forms will be available on the Club website closer to the date of the competition.

*For more information contact*

*Ann Pearson at:*

[mccgemboree@gmail.com](mailto:mccgemboree@gmail.com)

## In the Manner of...




© Sylvia Rourke

In the Manner of  
Richard Martin



© Raghuram Ashok

In the Manner of  
Henri Cartier-Bresson



© Rick Robert

In the Manner of  
Gene Komman



# March 2015

## Through a Window

Looking in



© Evie Young

Looking out



© Sylvia Rourke

## In the Kitchen



© Ann Pearson

## Faceless Portrait



© Harvey Corn

## Juxtaposition



© Ronald Gutierrez

## Animal Part(s)



© Rick Tomalty

## Curves




© Brian McPhee

# Print Theme Competition Topics

## ***Fall: Pet's Point of View***

low angle shot mimicking domestic pet's  
view point



© Cindy Canavan

## ***Spring: Shooting from the Hip***

hold camera at waist level and shoot without  
looking through the viewfinder



© Sylvia Rourke

## REMINDER

The annual MCC Holiday Party will be held on  
December 08, 2014.  
Start planning the dish you want to share with your  
fellow members!

## What's New!

### **MCC Cameragram Publications**

We will continue to produce 3 editions of MCC Cameragram every season. The Fall and Winter/Spring editions are both in digital and print format. The summer edition will only be in digital format which you can view on our website.

<http://tinyurl.com/MCC-GC-Summer-2104>

### **MCC Summer 2014 Cameragram.**

Please note there are two versions. The members' edition contains the annual financial statement. This page is replaced by a page for notes in the public version.

### **Rules Governing Monthly Competitions**

The rules have been updated for the number of prints that can be submitted. For further clarification, please take the time to read the new updates.

<http://tinyurl.com/MCC-Rules-Competitions>

### **Club Trophies and Honours Awards**

The new document includes the modification to the Three major Nature Trophies. Nature lovers please read the Nature section of this document carefully.

<http://tinyurl.com/MCC-Trophies-and-Awards>

### **MCC By Laws**

Our By-Laws have been amended to reflect the changes above.

<http://www.montrealcameraclub.com/mcc-bylaws.html>

### **Photo Release Form**

Effective Fall 2014 we have created a new Annual Photo Release Form. It has been decided that it's the most effective way to handle the photo release for the Divisional Chairs. We will included an Annual Photo Release form along with the Fall Cameragram and hope that you will sign, mail or hand in at the meeting. The form is also available on our website in the members section. All signed forms must to submitted to Sylvia Rourke in her absence Rachel Bilodeau or Cindy Canavan.

### **All-in-one Photography Digest**

Sylvia Rourke is curating a website:


<http://tinyurl.com/Scoop-it-AIO-PD>

to share photography resources. This is the link to look for photographers providing workshops and tours; photographers' tutorial blogs; photofinishing and printing; cameras and equipment; photography; imaging resources; schools and tutorials; framing and art resources and other tips for the photographer in you. Please email me any resources that you have tried and would like recommend to your fellow MCC members at [mcccameragra@gmail.com](mailto:mcccameragra@gmail.com) and I will add them to the list. Click FOLLOW top-left under Scoop.it if you'd like to be notified when I post new resources. Share the posts you like and, if you join scoop.it at <http://www.scoop.it> send posts to share with me.





## MCC Book Project



Dear friends,

We have completed the first year of the Essence of Montreal project. There have been quite a lot of pictures posted on our project website and I have spoken with a lot of the participating members. I invite you to visit the website often. I hope we will see more of your images in the near future.

We will continue the project for one more year. We do not yet want to impose a definitive completion deadline. What is important is to enjoy the process of trying to find the real essence of our city.

For the time being, I am asking everybody who has images ready to submit them. Send your images to Rachel Bilodeau or to me using the Club's standard picture settings. Do not forget to include your name and the area where the picture was taken in your title. We will post them on the project website to share with everybody.

Continue to explore the area of Montreal that you selected. Challenge yourself; try to find ways to represent what is special about the area, its people, its architecture, its park, its dépanneur. That is exactly what I will be doing.

See you all at the opening meeting!

—Alain Roy

### SUBMIT AN ARTICLE!























Do you have an article, news item or tips and photographic experiences you wish to share with other members? If so, the Cameragram's Editorial Team is looking for your input! You do not have to be a writer, you've got the idea we'll help you put it together.

To contribute, please contact Sylvia Rourke for submission details by email:  
[mcccameragram@gmail.com](mailto:mcccameragram@gmail.com)

Please note: deadline submission date for the next Cameragram is  
November 29, 2014



# Montreal Camera Club Executives and Volunteers 2014 - 2015

	<b>GEORGE LIBERMAN</b> <i>President</i> <a href="mailto:mclubpresident@gmail.com">mclubpresident@gmail.com</a>		<b>ANN PEARSON</b> <i>1st VP / Program Chair</i> <a href="mailto:mccprogram@gmail.com">mccprogram@gmail.com</a>
	<b>JOHN ZIMMERMAN</b> <i>Immediate Past President</i>		<b>CINDY CANAVAN</b> <i>Membership Chair</i> <a href="mailto:mccmemberships@gmail.com">mccmemberships@gmail.com</a>
	<b>KATHRYN MASON</b> <i>Treasurer</i>		<b>BARBARA DEANS</b> <i>Publicity</i> <a href="mailto:b.deans@sympatico.ca">b.deans@sympatico.ca</a>
	<b>JOHN SURRIDGE</b> <i>Honours Chair</i> <a href="mailto:jsarchphotos@gmail.com">jsarchphotos@gmail.com</a>		<b>FRANCES CABLE</b> <i>Secretary</i>
	<b>BRIAN MCPHEE</b> <i>Pictorial Chair</i> <a href="mailto:mccpictorial@gmail.com">mccpictorial@gmail.com</a>		<b>PAM FOGARTY</b> <i>Print Chair</i> <a href="mailto:mccprint@gmail.com">mccprint@gmail.com</a>
	<b>RICK TOMALTY</b> <i>Nature Co-Chair</i> <a href="mailto:mccnature1@gmail.com">mccnature1@gmail.com</a>		<b>WALWYN MARTIN</b> <i>Nature Co-Chair</i> <a href="mailto:mccnature1@gmail.com">mccnature1@gmail.com</a>
	<b>KATHRYN MASON</b> <i>Judging and Standards</i> <a href="mailto:kmason@videotron.ca">kmason@videotron.ca</a>		<b>JOHN SURRIDGE</b> <i>Statistics</i> <a href="mailto:jsarchphotos@gmail.com">jsarchphotos@gmail.com</a>
	<b>PAUL COUTURE</b> <i>Outings Chair</i> <a href="mailto:cpaul2652@hotmail.com">cpaul2652@hotmail.com</a>		<b>SYLVIA ROURKE</b> <i>Camerasgram Editor</i> <a href="mailto:mcccamerasgram@gmail.com">mcccamerasgram@gmail.com</a>
	<b>KATHY MCDEVITT</b> <i>House Chair</i>		<b>FLORENCE JEAN</b> <i>Social Chair</i> <a href="mailto:florencejean@me.com">florencejean@me.com</a>
<b>Volunteers</b>			
	<b>RACHEL BILODEAU</b> <i>Webmaster</i> <a href="mailto:mccwebmestre@gmail.com">mccwebmestre@gmail.com</a>		<b>AFRIC EUSTACE</b> <i>Refreshments</i>
	<b>MCC GENERAL INQUIRIES</b> <a href="mailto:montrealcameracub@gmail.com">montrealcameracub@gmail.com</a>		<b>SPPQ LIAISON</b> <i>Paul Couture</i> <a href="mailto:cpaul2652@hotmail.com">cpaul2652@hotmail.com</a>





THE ROTHENBERG GROUP

*With our compliments...*

<b>Stocks</b>	<b>Mutual Funds</b>	<b>RRSPs</b>	<b>Life Insurance</b>
<b>Bonds</b>	<b>GICs</b>	<b>RRIFs</b>	<b>Life Annuities</b>

*"Because you deserve more"*

WESTMOUNT  
(514) 934-0586

WEST ISLAND  
(514) 697-0035

SOUTH SHORE  
(450) 321-0001

CALGARY  
(403) 228-2378

[www.rothenberg.ca](http://www.rothenberg.ca)



The Montreal Camera Club meets every Monday evening from 7:30 to 10:00 PM  
in the hall of the Westmount Park Church, located at  
4695 de Maisonneuve West  
Westmount, QC H3Z 1L9

The cross street is Lansdowne Avenue.

The articles and photographs in this Cameragram are copyrighted and are not to be reproduced or modified without the creator's written permission. For more information or a release, please contact the editor at [mcccameragram@gmail.com](mailto:mcccameragram@gmail.com)