

Camera gram



FOUNDED IN 1893

FALL 2013

Montreal Camera Club
Westmount Park Church
4695 de Maisonneuve West
Westmount, QC H3Z 1L9

www.montrealcameraclub.com

Montreal Camera Club Fall Program At a Glance

September 2013

- 09 Opening Night Special
Presentation:
Nature Photography with
Chris Dodds
- 16 New Website Presentation;
How-to Night; Flea-Market;
Photoshop Work Stations
- 21 Outing: Ecomuseum Zoo
- 23 COMPETITION #1: PICTORIAL
- 30 Special Presentation:
Visual Expression
Photography with Richard Martin

October 2013

- 05 Outing: to be held at Kay
Mason's at Lake
Memphremagog
- 07 COMPETITION #1: PRINTS
- 19 Outing: Montreal Zombie Walk
- 21 COMPETITION #1: NATURE /
Presentation:
How to Transform Your Images
to Black & White with George
Liberman
- 28 SPPQ Print Circuit Competition /
Judging of all entries

November 2013

- 02 Outing: Centre de la Nature,
Mont Saint-Hilaire
- 04 Special Presentation:
Inspiration - Creative
Photography with André Gallant
- 11 COMPETITION #2: PICTORIAL
- 18 COMPETITION #2: PRINTS
—Theme: Patterns
- 23 Workshop: Studio4Fun
- 25 An Evening with Jean Bruneau
from Lozeau:
High-Speed Photography
With Flash

December 2013

- 02 COMPETITION #2: NATURE /
Interpretive Theme Challenge
- 09 Holiday Party / Digital
Presentation by Jerry Dubin:
Burma 2006

Table of Contents

- 02.....Fall Program At a Glance
- 02.....Competition Deadlines At a Glance
- 03.....The President's Welcome Message
- 04.....Editor's Message
- 05.....Membership Message
- 06.....Bonnie Nichol—In Memoriam
- 07.....Program Highlights—Program Chair
- 08.....Fall Program
- 12.....Education Night &
Photo Flea Market
- 13.....Interpretive Theme Challenge
- 19.....Fall Outings—Education Co-Chairs
- 22.....Print Theme Competition
- 23.....Tip of the Hat
- 23.....Upcoming Events
- 24.....MCC Fall Calendar
- 28.....Pictorial Division Chair
- 30.....Print Division Chair
- 32.....Nature Division Co-Chairs
- 33.....Choosing Your Best Image
for Competition
- 36.....Gemboree Competition
- 37.....Book Project: Exploring Montreal
- 39.....Executive Committee 2013 - 2014

COVER IMAGE:

“Early Morning Light, Woodstock, Vermont”
© Evelyn Young

Competition Deadlines At a Glance

September 2013

- Monday 16 Pictorial #1 Images due
- Monday 30 Print #1 Print Titles due

October 2013

- Monday 14 Nature #1 Images due

November 2013

- Monday 04 Pictorial #2 Images due
- Monday 11 Print #2—Theme Patterns
Print Titles due
- Monday 25 Nature #2 Images due
- Monday 25 Interpretive Theme
Challenge Images due



The President's Welcome Message



Dear Members

The days are getting shorter and the nights are getting cooler, a sure sign that Fall is in the air and that the new session of the Montreal Camera Club is about to begin. Soon we will meet old friends and talk about our latest adventures and share our best pictures of the summer.

When I was growing up my parents used to make this birthday wish: "you should live to be 120 years old." Can you imagine that our club is 120 years old this year? Our tradition of excellence has now spanned three centuries. Our Executive is working hard, not only to maintain that level of excellence but also to raise the bar by introducing our new Cameragram.

For its first issue, a digital newsletter was created and made available on our website in July. Bonnie Nichol would have been quite proud of the great team of Sylvia Rourke, Cindy Canavan, Ann Pearson and Rachel Bilodeau for continuing in her footsteps.

And now they have produced this second, printed version for the Fall of 2013 which is also available on the website.

Speaking of which, by now I'm sure you have visited our new and improved website. Tip of the Hat and a standing ovation for Sylvia Rourke, Rachel Bilodeau and Ann Pearson for the many, many hours they spent creating this site. At last, our winning images can be showcased and viewed by all, especially our snowbird members. A new feature is the interactive calendar, which can be downloaded into your gmail calendar or viewed on your Mac, PC, cell phone or tablet.

After being around for 120 years one might think the Club would be stale and out-of-date. Well, let me tell you, from my vantage point, I see MCC being a leading club in the 21st century. We have a strong, new Executive team that is focused on the future and ready to embrace whatever challenges lie ahead.

George Liberman
mcclubpresident@gmail.com



Editor's Message



Having now worked on two Cameragram issues, I have an even greater appreciation of Bonnie Nichol's artistry and sense of design in the many issues of Cameragram she prepared over the years.

With the help of her husband, Ron, she produced highly professional, quality documents for our club. Many members were pleased to find their photographs used as illustrations in issues of the Cameragram. Bonnie, you will be in our thoughts for many years to come.

This season marks the beginning of the Bonnie Nichol's Lecture Series. Bonnie made such an important contribution to the club during the many years she was a member that this series is a fitting memorial to her work.

Richard Martin, one of Bonnie's most respected and admired photographers, will be this series' inaugural speaker. Hope to see you all at the event!

— Sylvia Rourke

mcccameragram@gmail.com



Membership



September is upon us, finally, and the start of a new season at the camera club. The Executive has organized a fantastic line-up of speakers as well as some challenging competitions.

Members are the lifeblood of a club, and there is great satisfaction to be had in sharing our passion for photography with others. Each of the lecture evenings will be an excellent opportunity for every member to invite a friend or colleague to attend what is bound to be a fascinating presentation. I

encourage you to take this step in enlarging our membership.

This year new members will be given a yellow badge in order to make them easily distinguishable at meetings. Let's all take the time to introduce ourselves, discover their areas of interest and let them know how welcome they are.

I will be at the membership table at our first meeting on September 09. In addition to taking care of membership renewals, I would like to hear your suggestions for new activities, workshops, projects, or any other ways we can improve our club.

I look forward to seeing everyone in September!

— Cindy Canavan

mccmemberships@gmail.com

The Cameragram is the official newsletter of the Montreal Camera Club. It is published in Fall, Winter and Summer editions.

EDITORIAL TEAM

Editor-in-Chief.....Sylvia Rourke

Assistant Editors:

InDesign Layout.....Cindy Canavan

Copy Editor.....Ann Pearson

Proofing.....Rachel Bilodeau et al

Web Management.....Rachel Bilodeau






Bonnie Nichol

1943 - 2013
In Memoriam

For over 30 years, the Montreal Camera Club was enriched by Bonnie's many contributions. She was a superb photographer in every category, winning many trophies in the Pictorial, Nature, and Print Divisions in addition to the Gemboree and Slide Show competitions. Bonnie was also an excellent teacher, sharing her technical knowledge and sense of composition with the helpful comments and suggestions she made on the many nights she served as a judge. These few images by Bonnie are from our previous website. Kathryn Mason, a long-time friend and colleague, will offer a special tribute to Bonnie on Monday, September 30, 2013 at the first Bonnie Nichol Lecture Series evening.



Program Highlights



Ann Pearson Chair

mccprogram@gmail.com

We are especially fortunate this fall season to be welcoming among our presenters three of Canada's outstanding photographers. Details of their presentations and sample images are presented in the following pages so I will just name them with a brief comment.

Chris Dodds, an superb nature photographer, will be our opening speaker on Sept. 9th. This is not Chris' first visit to the Club and each time his images and tips have been an inspiration for those particularly interested in Nature photography.

<http://www.chrisdoddsphoto.com>

Richard Martin, well known through his many articles in Photo Life and other magazines, as well as for his workshops here and abroad, accepted the invitation to give the first of the Bonnie Nichol Lecture Series on Sept. 30th. As Bonnie and Ron Nichol had hosted Richard when he last offered workshops and a lecture in April 2008 at our club, it is especially fitting that Richard be our first speaker in this series.

<http://www.richardmartinphoto.com>

On Nov. 30th, André Gallant will share his methods for creating imaginative images as you shoot or as you process your photographs. André has published a number of books and they will be available for sale at good prices the evening of his presentation. André gives workshops on his own and with Freeman Patterson in New Brunswick. He is also a regular contributor to Photo Life and other magazines.

<http://andregallant.com>

In addition there will be many educational opportunities this Fall, whether by participating in outings where we learn from each other, or from presentations by Club members such as George Liberman on how to create B&W images, and our invited guest, Jean Bruneau from Lozeau, who will demystify high-speed photography.

www.vizart.com

On Sept. 16th, the first half of the evening will be devoted to learning how to navigate and how to benefit from our new website. That will be followed by opportunities to learn from a number of Club members at various computer "how-to stations" in our meeting hall.

We will end our season Dec 9th with a presentation of images from a former Club member Jerry Dubin during our Holiday party. What a season!



Fall Program

Opening Night
Monday, September 09, 2013


An Evening With Christopher Dodds, Naturally


The Montreal Camera Club welcomes world-renowned Canadian nature photographer, blogger, photo educator and lecturer, Christopher Dodds, on Sept. 9th as the opening presenter for our Fall season. His illustrated lecture is designed to be entertaining and informative for all, nature lovers and photographers alike. Stories of adventure, natural history facts and information are all on the menu, as well as helpful tips and techniques sure to improve your photographic efforts using everything from a camera phone or a point & shoot, to a professional SLR. Over one hundred of Chris' artistic and technically perfect images will be projected.



Christopher Dodds has combined his life-long passion for nature with highly technical expertise to become one of the top contemporary nature photographers. He is the inaugural member of the Elite Canon Northern Explorer of Light initiative and a member of the prestigious X-Rite Coloratti. Chris has over 28 years' experience as a full-time freelance nature and wildlife photographer, nature photography workshop and safari leader, photography educator, blogger and lecturer. He travels to some of the most exquisite locations in the world.

Chris launched his photography workshops & safaris business in 2001 and has built a loyal client base who follow him from Alaska to Newfoundland and from Florida to Africa, to capture stunning photographs under his sharp tutelage. His widely read [blog](#) has





become the “go to” resource for many nature photographers from around the world. Chris’ images appear in many of the world’s leading magazines and newspapers and reside among countless private collections.

“I’ve always had a deep love and interest in nature and photography, so it was only natural that I followed my passion as a nature photographer. I spend an enormous amount of time learning every detail about my subjects—their behavior and their lives. As a visual storyteller, there is nothing

more rewarding than recording a unique behavior or moment, and doing so without my presence felt by my subject or the viewer.

Be sure to visit the following links:

www.naturephotographyblog.com
www.chrisdoddsphoto.com

Below is a link to a one-hour webinar with Chris Dodds demonstrating Nik software and also sponsored by X-Rite:
tinyurl.com/Dodds-Webinar



Monday, September 30, 2013
1st Bonnie Nichols Lecture Series

Richard Martin

Medium of Visual Expression




Exploring the medium of photography as a means of visual expression, Canadian photographer Richard Martin examines a personal and poetic approach to recording the visual world. Interspersed with inspiring audio-visual presentations, Richard's presentation will concentrate on making photographs that evoke and stimulate the imagination, and reveal the magic and mystery of the world around us.

With an emphasis on simplifying the photographic process, there will be discussions on the process of seeing and making photographs, the practical use of visual design, producing clear visual statements, and the use of techniques to evoke emotions in an image. An absolute "must see" for anyone interested in the visual arts.

Thanks to the generosity of Ron Nichol the evening is free for MCC members.

We expect a full house so please reserve your free ticket in advance at:
<http://mccrichardmartin.eventbrite.ca>
(member ID required).

After August 30th unreserved tickets will be available for purchase by your guests and other members of the public for \$10.00 at: www.tinyurl.com/martin-mcc




Space is limited – don't wait to reserve your spot.

Contact Diane or Sylvia at
mccspecialevent@gmail.com

Biography

A long-time contributor to Photo Life magazine, Richard pursues photography as a medium of visual expression. Well known for sharing his enthusiasm, creative vision and passion for the medium, Richard has been leading annual workshops on photography and visual design in his native Kingston, Ontario for fourteen years. He also teaches workshops and seminars across the continent, including Seattle, San Francisco, Vancouver, Toronto and Montreal. His work is widely exhibited in both public and commercial galleries, including the Agnes Etherington Art Gallery of Queen's University, Canadian Museum of Contemporary Art and The Silver Light Gallery in Carmel California.

He began making photographs in 1976 as a hobby which paralleled his profession in architecture. In 1990 Richard made photography his full-time pursuit. He is best known for his unique vision of the natural world, with a personal style characterized by a strong sense of composition, colour and the use of light—combining an architectural love of geometry, pattern and texture with a painter's sensitivity to colour, light and composition.



Montreal Camera Club is offering full day workshops with Richard Martin:

WORKSHOP 1 - \$200 (max 10 participants)
Friday, September 27th – 7:30 P.M. to 9:30 P.M. and
Saturday, September 28th – 8:30 A.M. to 5:00 P.M.

WORKSHOP 2 - \$200 (max 10 participants)
Saturday, September 28th – 7:30 P.M. to 9:30 P.M. and
Sunday, September 29th – 8:30 A.M. to 5:00 P.M.

Registration: <http://www.tinyurl.com/rm-reg-form>

September 16th

Education Night & Photo Flea Market

We will start the evening with a presentation by our resident Webmaster, Rachel Bilodeau, and Sylvia Rourke, Cameragram Editor, about how to take full advantage of the various features of our new website. Many of you will have already accessed the site but it is certain that all can benefit from this demonstration.

After a short break, volunteers from our club membership will help newcomers and veterans alike with explanations of camera functions and post-production digital skills at a number of workstations. Signs will indicate which stations offer basic or more advanced processing lessons using Photoshop, Lightroom, or Picasa (a free download software for managing your photos).

If you need camera help, be sure to bring along your instruction booklet, having read it. There will be a simple studio set-up available to practice still-life or portrait photography.

Tables will be available for a PHOTO FLEA MARKET. This is a good opportunity to sell or trade equipment or to pass on photo books and magazines that you are no longer using. Members are responsible for pricing and selling their own items.

Don't forget to bring cash or a chequebook. For more information or to suggest what computer skills you would like to have demonstrated, contact Ann Pearson at mccprogram@gmail.com.

SHIRLEY LILIAN DURAND 1926 - 2013

We are saddened to learn of the death of Shirley Durand on January 20th, 2013 after a short illness. Wife of Benoît (Ben) Durand, Shirley was a member since 1998. A former secretary to MacDonald Currie, then at Corpav (Bert Mason) Audio-Visual. She will be greatly missed by her family and many friends.

Our sincere condolences to Ben on the loss of his wife.



October 21st — Second Half of 1st Nature Competition

How to Improve Black & White Photography


George Liberman has many credits to his name, including winner of multiple trophies, most of which were for his accomplishments in Black & White Print competitions. In 2012 four out of five of his entries were winners, with one earning Best Print of the Year. In 2013 he out-did himself with five out of five winning images and again earned Best Print of the Year.

Black & White photography has been around for quite a long time. In this presentation he will try to demystify the digital Black & White darkroom as well as cover the following topics:

- what you need to do to create a good Black & White image;
- how to choose the right image to convert to Black & White;
- recommended software to achieve the best results;
- how to use the recommended software;
- choosing the best photo-printing paper.

George will take you through the entire process of why he chose the 3-4 images shown here (time permitting), and continue through all the adjustments needed by each of their originals.

This presentation is geared for everyone, regardless of their photographic ability. Even seasoned experts will benefit from some of George's suggestions and insights.



December 2nd — Second Half of Nature Competition

Interpretive Theme Challenge

This year's Interpretive Theme image is provided by Kathy Grauer. Some of you might remember this image from a competition held 2 years ago. Seems like everyone had different opinions about this photo, including the judges. So this is the challenge for this year Interpretive Theme Night: what could you do to make this image an undisputed winner? Change, modify, do whatever you like to this image, it is provided to you as it was shot, straight from the camera.



George Liberman will send all members a digital copy by email in September.

November 4th



INSPIRATION Creative Photography Projects with André Gallant

With this program, André will discuss and illustrate the benefits of taking on various photography projects.


Self-assigned challenges allow you to be and to feel creative, while improving your photography. These challenges can be as simple as illustrating a word, concept or theme, or as elaborate as committing to shooting weekly or even daily for an entire year. André will share his personal favorite challenges, and illustrate some with audio-visual presentations. So convinced that self-assigned photo projects make a difference, André has written about it in his new book "*Inspiration*".

Free for Members. Reserve your ticket at <http://tinyurl.com/n4jwopp>
(Member ID required)

Non-Members: price of admission is \$10.00.

Effective September 9th you can purchase your ticket(s) online at
<http://tinyurl.com/mccevents2013>

Please note that the Lakeshore Camera Club members and other guests will be attending this presentation.



Biography



André Gallant, a freelance photographer, travels the world over, taking expressive photographs. He is the author of *Inspiration: Creative Photography Projects*; *Expressionism: Digital Dreamscapes and Other Techniques*; *Destinations: A Photographer's Journey*; *Dreamscapes: Exploring Photo Montages* and *Photographing People at Home and Around the World*. André teaches Photography Workshops with Freeman Patterson, with whom he co-wrote *Photo Impressionism and the Subjective Image*, as well as the revised edition of *Photography for the Joy of It*. He lectures throughout Canada and the US as well as internationally.

A regular contributor to *Photo Life*, André's work has appeared in numerous magazines such as *Outdoor Photographer*, *Canadian Camera*, *Canadian Gardening*, *Canadian Living*, *Gardening Life*, *En Route*, etc. André is the recipient of two National Magazine Awards for his photography. He resides in Saint John, New Brunswick. To see more of his work visit his web site at:

www.andregallant.com

Book Sales

The evening is expected to be well-attended so the book sale will be hectic! André will pre-sign all books, leaving space for those who would like to have their purchase personalized. All sales will be cash or cheque only.

Here is the list of books which he will be bringing:

<i>INSPIRATION</i>	\$30.00
<i>EXPRESSIONISM</i>	\$30.00
<i>DESTINATIONS</i>	\$10.00
<i>DREAMSCAPES</i>	\$10.00
<i>PHOTOGRAPHING PEOPLE</i>	\$10.00

NO TAXES



November 25th



A Split-Second with Jean Bruneau

High-speed photography with flash can freeze phenomena too fast to be seen with the naked eye. Experience the splendor of a drop of liquid frozen in time! This presentation will explain both the theoretical and practical components you need to capture such images. Artistic aspects of lighting will be covered, particularly the technique of using portable external flashes.

Jean will demonstrate how to create a small, simple or complex studio to take high-speed photos of dropping liquids, or of mixing colours in water and what products to use.

<http://www.vizart.ca/Home/Home.html>

<http://www.lozeau.com/en-CA/workshops/instructors/jean-bruneau/>



Lozeau
L'EXPÉRIENCE PHOTO.VIDÉO



Biography

Jean Bruneau has been working in photography for 30 years. He has touched every kind of photography and likes to go beyond the limits of the image. He has shot many different subjects: mussels in the cold waters of the Saint-Laurent, graffiti on the walls of Paris, lizards of Central America, igloos in Northern Canada, the Orion nebula in astrophotography, crystals in microphotography, the whales of the Atlantic...and even the snails in his backyard! In fact, from New York's skyscrapers to Caracas' shantytowns, his eyes are constantly taking in the visual banquet of life.

A technical trainer at L.L.Lozeau where he has been working since 1995, he has previously worked in different professions in the world of photography: photojournalist, teacher, technician, etc. His passion for the magical world of macro photography and underwater photography has incited him to offer workshops to share his knowledge.



December 9th

BURMA 2006 with Jerry Dubin

I am a Chartered Accountant by profession. I was a member of MCC during the year 2000. My passion for photography began when I was twelve years-old and continues today. I have donated my photos to various hospitals in Montreal and the CAMD drug centre in Toronto, Ontario. My photographic interests are in nature and travel photography, with an emphasis on the people and tribes that I meet during my travels.

I have traveled throughout North America, South America, Africa and Asia and hope to continue to do so for many years to come.



Our trip to Burma took place in 2006 when the country was ruled by an oppressive military dictatorship. We spent 15 days travelling around the country by land and air. We toured with our own private guides and drivers. We visited the major cities and many smaller towns and

villages. We spent several days visiting the different hill tribes in the golden triangle area of Burma.

I was able to photograph the different shrines, people and tribes. They allowed us entry into different monasteries, schools and a nunnery. The only things I could not photograph were what the military considered to be strategic targets such as bridges.

I hope you enjoy these photos as much as I enjoyed taking them and presenting them to you.



REMINDER

The annual MCC Holiday Party will be held on December 09, 2013. Start planning the dish you want to share with your fellow members!

Fall Outings



Paul Couture



John Zimmerman

Education Co-Chairs

Paul Couture and John Zimmerman welcome you to a new season of exciting outings for the Fall. During the outings, Club Members are able to discuss approaches and techniques with each other, and it is an opportunity to try different things. Mark your calendars and don't miss out on the opportunity to get to know other members and learn from them while having lots of fun!

If you attend any one of the local outings or trips, you are invited to submit outing-related images to the Cameragram Editor at mcccameragram@gmail.com. Some photos will be posted on the web and in the next Cameragram.

Please note: these submissions/images are not for competition purposes. The submission closing date is no later than Dec. 05, 2013. Image specifications for the outing submissions are sRGB, 300 DPI.

If you have any questions, don't hesitate to email us.

Paul Couture

cpaul2652@hotmail.com

John Zimmerman


johnzimmerman@videotron.ca



Outings

September 21st

EcoMuseum Zoo



As the Ecomuseum near Ste. Anne de Bellevue Zoo is a lot closer than Omega Park, this should be a lot easier to get to and we hope to have a good turnout for this outing.

Directions:

21125, Chemin Ste-Marie

Ste-Anne-de-Bellevue, QC H9X 3Y7

Tel: 514-457-9449

Admission: Adults (16 to 64): \$15.00, Seniors (65 and over): \$12.00

<http://www.ecomuseum.ca>

October 5th

SCOTT KELBY PHOTOWALK

<http://worldwidephotowalk.com/walk/montreal-qc-canada/>

Hi everyone!

Hope you are having a good summer!

I will be leading a Scott Kelby Photowalk again this year on Saturday, October 5th from 9:00 A.M. to 11:30 A.M. (followed by lunch for those who are interested).

It's a great way to get out with fellow photographers and enjoy our city, all while thousands of people are doing the same thing on the same day around the world.

Official registration is open and the link is given below. Hold the date if you are interested and I'll email again closer to the event



<http://tinyurl.com/m29xkns>

Diane Dupuis-Kallos

<http://www.ddkphotos.com/>

Date: Sat., October 05, 2013

Time: 9:45 A.M. - 11:45 A.M.

Location Details:

In front of Chalet at Beaver Lake on Mont Royal

After the walk, lunch at:



St. Hubert BBQ at
5235 Cote des Neiges



October 5th

An Afternoon at

Kay's



Thanks to the generous hospitality of our Treasurer, Kay Mason, a very special invitation has been extended to Club members for the 2nd time this year to visit her lovely property on the shores of Lake Memphremagog near Saint-Benoit du Lac. If nature cooperates, we hope to find flaming fall colours at their peak. As usual, Kay will provide us with a fabulous barbeque lunch. As this is the second time she has hosted the Club this year, a voluntary contribution of good cheer or sweets would not go amiss. Kay will provide details closer to the event. Those wishing to head off and photograph are welcome to arrive and park at any time although members are not expected at the house before noon. Don't forget to bring along your favourite lawn chair!

October 19th

Montreal Zombie Walk

The Montreal Zombie Walk on Oct. 19th should be a lot of fun and provide us with many opportunities to take weird and wonderful images. To double your fun, Paul encourages you to come in a costume of your own. He promises to be in disguise for this walk.

<http://montrealzombiewalk.com/walk-info/>



Outings

November 2nd

Centre de la Nature, Mont-Saint-Hilaire

Nov. 2nd we are off to Mont-Saint-Hilaire where the scenery is always fabulous. We also hope to see lots of ducks and geese before they fly south. Pack a picnic lunch to eat al fresco. More details to follow.

422, Chemin des Moulins
Mont-Saint-Hilaire, QC
J3G 4S6
450-467-1755

Admission: Adults \$6.00, Seniors (65+) \$5.00
<http://www.centrenature.qc.ca>




November 23rd

Studio4Fun

We retreat to an indoor setting on Nov. 23rd at the Studio4Fun. That's where I learned the most about portrait photography perhaps because it was such a lot of fun—nothing formal, just friends having a good time and taking pictures. It is also a great opportunity to get your portrait taken. More details to follow.

Cost: \$20.00 (estimated)
Studio Lenoir
1001, Lenoir Street
Montreal, QC H4C 2Z6
<http://www.studio4fun.ca/en/>



Print Theme Competition

Print Theme Competition Topics

Fall / Patterns



© Kathy McDevitt

Spring / Shadows



© John Zimmerman



TIP OF THE HAT

Tom Freiman, MCC Member

Exhibition

Our accomplished member, Tom Freiman, will be having an exhibition in the Côte Saint-Luc Library from September 7 to October 6. The Library is open from 10 A.M. to 10 P.M. every day. Lots of parking space behind the library!



Don't forget to sign the guest book when you visit the exhibit.

Congratulations to Tom!



Upcoming Events

Venice

Join Richard Martin
Venice – A Photographic Tour
October 11-18, 2013
Limited to 8 participants; 7-day workshop
For more information: www.richardmartinphoto.com


World Press Photo: The Exposition, Montreal, 2013

Returning to the Old Port / Marché Bonsecours in Montreal from **September 4th to 29th** is the prestigious World press Photo Exposition containing some 200 images taken by the finest photojournalists across the globe. Presented in over 100 cities worldwide, attracting millions of visitors, it has a strong education component. A Must See!
<http://worldpressphotomontreal.ca>

Le Mois de la Photo à Montréal

This year—its 13th edition—*Le Mois de la Photo à Montréal* is being organized around the theme “Drone: The Automated Image”. From **September 5th to October 5th** visitors will have a chance to explore 25 exhibitions at 14 sites across Montreal. All exhibitions will be free of charge.
<http://www.moisdelaphoto.com/theme.html>





© Ugo Magni

September 2013

Sun	Mon	Tue	Wed	Thu	Fri	Sat
1	2 LABOUR DAY No Meeting	3	4 ROSH HASHANAH	5	6	7
8	9 OPENING NIGHT SPECIAL EVENT PRESENTATION BY NATURE PHOTOGRAPHER CHRIS DODDS	10	11	12	13 YOM KIPPUR	14
15	16 NEW WEBSITE PRESENTATION INFORMATION & EDUCATION NIGHT PHOTO FLEA MARKET PICTORIAL #1 - IMAGES DUE	17	18	19	20	21 Outing: ECOMUSEUM ZOO
22	23 PICTORIAL COMPETITION #1	24	25	26	27	28
29	30 SPECIAL EVENT PRESENTATION: RICHARD MARTIN FIRST BONNIE NICHOL LECTURE SERIES PRINT #1 - Print Titles due	<i>A picture can express a universal humanism, or simply reveal a delicate and poignant truth by exposing a slice of life that might otherwise pass unnoticed. - Steve McCurry</i>				





© B. McPhee

October 2013

Sun	Mon	Tue	Wed	Thu	Fri	Sat
		1	2	3	4	5 Outing: At Kay Mason's - Lake Memphremagog in Austin, QC Scott Kelby Walk Led by Diane Dupuis-Kallos http://worldwidephotowalk.com
6	7 COMPETITION #1: PRINTS Bring prints by 7 P.M.	8	9	10	11	12
13	14 NATURE #1 - IMAGES DUE THANKSGIVING No Meeting	15	16	17	18	19 Outing: Montreal Zombie Walk
20	21 COMPETITION #1: NATURE SECOND HALF - Presentation by George Lieberman: How to Transform Your Image to B&W	22	23	24	25	26
27	28 INTERPRETIVE THEME CHALLENGE - IMAGES DUE SPPQ Print Circuit Competition / Judging Night	29	30	31	Notes:	






© J. Zimmerman

November 2013

Sun	Mon	Tue	Wed	Thu	Fri	Sat
					1	2 Outing: Centre de la Nature, Mont-Saint-Hilaire
3	4 PICTORIAL #2- IMAGES DUE SPECIAL EVENT Presentation: Expressionism Photography by André Gallant	5	6	7	8	9
10	11 COMPETITION #2: PICTORIAL PRINT #2 – Print Titles due - Theme: Patterns	12	13	14	15	16
17	18 COMPETITION #2: PRINTS - Theme: Patterns	19	20	21	22	23 Workshop: Studio4Fun
24	25 AN EVENING WITH JEAN BRUNEAU FROM LOZEAU ON HIGH-SPEED PHOTOGRAPHY WITH FLASH. NATURE #2 - IMAGES DUE	26	27 Hanukkah week	28	29	30





© R. Bilodeau

December 2013

Sun	Mon	Tue	Wed	Thu	Fri	Sat
1	2 COMPETITION #2: NATURE SECOND HALF - Interpretive Theme Challenge	3	4	5	6	7
8	9 HOLIDAY PARTY PRESENTATION BY JERRY DUBIN - BURMA 2006	10	11	12	13	14
15	16 No Meeting	17	18	19	20	21
22	23 No Meeting	24	25	26	27	28
29	30 No Meeting	31	<p><i>HAPPY HOLIDAYS</i> <i>SEE YOU ALL ON MONDAY</i> <i>JANUARY 13, 2013</i></p>			





Pictorial Division

Brian McPhee

Chair

mccpictorial@gmail.com

Welcome to another season of Pictorial Competitions at MCC. After a really hot and steamy summer, we should all have plenty of great images to submit in this year's competitions.

The boundaries of photography are being pushed beyond our wildest dreams so don't hold back with your creativity. Domestic flowers and animals, which are not permitted in our nature competitions, are encouraged in Pictorial.

The "Creative" category within Pictorial includes layered Photoshop images, multiple exposures, imaginative use of color, zooming, montages, monochrome/duotone etc. Be creative and generate your own effects.

Don't forget the Street Photography Category! Our judges consider the different challenges associated with capturing a decisive moment, a quirky event, a cute glance or interesting perspective. Study how the newspaper photographers make an ordinary scene look interesting.

Images submitted in the Creative category will be judged together as will those in Street Photography, distinct from the remaining Pictorial images. Separate awards will be made in each of these three categories.

SELECTING AND PREPARING IMAGES

We encourage you to take your time in selecting and preparing images for the competitions. Look at some of the excellent images submitted in past years or in other clubs and ask yourself "am I submitting a good image?" Have a checklist nearby and consider the following points:

- basic composition, simplicity, balance, framing, background, use of lines and the Rule of Thirds, does the image have impact, will the judges say "Wow"?
- the subject's position and focus (if you intend the subject to be in focus then it should be sharp. You may have intentionally softened the subject for a romantic effect or blurred the subject to show action and that may be perfectly fine);
- is the viewer's eye drawn to the main subject or are there distractions such as over-exposed highlights or undesirable elements that can be easily eliminated using processing software? If your image is abstract or creative then different considerations may apply;
- is the image correctly adjusted—appropriate sharpening, white balance, colour space and dimensions according to the MCC submission guidelines? It is preferable to submit your images in the sRGB colour space for maximum quality on our club projector. Compare the sRGB image with your previous image in RGB to check for any colour shift that may need correcting;
- zoom into your image at least 100% to ensure there are no weird artifacts or sensor dust spots you might want to eliminate (clone out).



- Do not add frames around the image nor include your name on the image;
- Images that are substantially modified in image editing software such as Photoshop, Lightroom, Corel Painter, etc., may do better in the Creative category. Creativity is judged for artistry, imagination and technical merit. Simply using a Photoshop filter may reduce your mark.

ENTERING IMAGES IN A PICTORIAL COMPETITION

■ A maximum of three images per competition in each of the five competitions are allowed for a total of 15 submissions over the year.

■ Images should be digital and saved for best quality .jpg (Level 12 Photoshop).

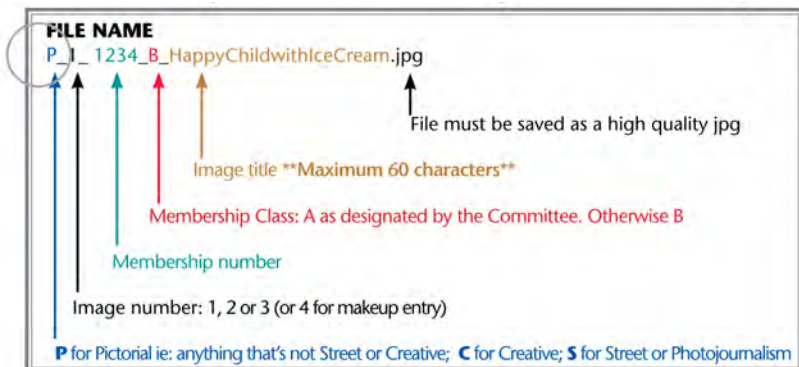
■ Digital files should be a maximum of 1400 pixels wide in the landscape or horizontal format (the height will adjust automatically) or 1050 pixels high in the portrait or vertical format (the width will adjust automatically) to benefit from the MCC's excellent projector resolution. Not adhering to the guidelines of size and colour space may negatively impact quality when projected.

■ Submissions for each competition are due on the Monday evening the week before the competition presentation. An entry must include a title, your membership number, class (A or B) and an indication if the image is Pictorial, Creative or Street Photography (all separated with an underscore "_") as illustrated below.

■ Email submissions must be sent to mccpictorial@gmail.com.

■ It is preferable to receive entries via email but for those without internet access, entries on a CD or USB key are acceptable, labeled with your name and membership number, and submitted on the Monday before the competition. Returned CDs/USB keys will be placed in the "Pick-up" box the following week.

■ Three judges will rate all the images in advance of their presentation. Images will be marked based on impact, composition, technique, technical correctness such as exposure and for the story they tell. At the presentation evening, the judges will provide comments on the images. All images are judged by the same standards. Winner ribbons are awarded at each competition and annual trophies are handed out in the spring.



Note: "makeup entry" is defined in the Club Rules for Competitions: <http://tinyurl.com/MCC-Competition-Rules>



Print Division

Pam Fogarty

Chair

mccprint@gmail.com

Hello there, my name is Pam Fogarty, and this will be my second year as Chair for the Print Competition. I would like to welcome all the new and returning members this season, hoping you had the chance to take some amazing photos over the course of the summer.

This year I hope to see more members, new and old, entering their prints and sharing with us their view of the world. With the feedback of the judges, I'm sure we will all learn something to help each of us advance as photographers.

ENTERING PRINTS IN COMPETITION

- Prints should be at least 9" on one side and mounted within a mat measuring no larger than 16"x20".
- Traditional mounting is required: a mat with a bevel cut and then placed on top of the print. "Flush mounted" prints will not be accepted.

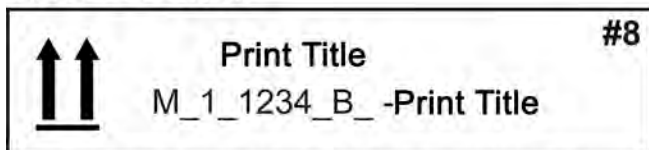
NAMING THE PRINT

- The labeling will be as follows: M_ for Monochrome, C_ for Colour, CR_ for Creative and TH_ for Theme.
- The titles of the prints to be submitted must be received by email to mccprint@gmail.com for each competition on the Monday evening the week before the competition night. Note: For those entering Creative and Theme prints please indicate after the title if the print is in monochrome or in colour.

For PRINT entries, please follow the instructions in the diagram below for Print Naming



EXAMPLE LABEL



#8 is the order of the print for competition night



- Before competition night, you will receive an email giving the order number for each print so that the prints will be placed in a random order when being judged (refer to above label example).
- Each print on competition night must have the label I will send you taped to the back.

REGULAR PRINT COMPETITION

- A maximum of four prints may be submitted in each of the 5 regular print competitions whether they are colour, monochrome or a combination of the two. Therefore a maximum of 20 prints allowed to be submitted per year, but not more than 15 colour or 15 monochrome prints may be submitted.
- For images submitted in the “Creative” sub-category within the Print division, the determination of what constitutes “Creative” shall be made by the maker. The print must be labelled as Creative upon submission of title of the print. Failure to do so renders the entry ineligible for The Rochelle Brayley Memorial Trophy.
- There are multiples trophies to be awarded to the winners of those who enter the print competitions. Please refer to the website for details about the trophies:
<http://tinyurl.com/MCC-Trophy-List>
- Please remember:
 - Once the Print Title is submitted, there will be no changing of category the day of the competition.
 - Please make sure your Prints are properly put together so they don't fall apart upon handling.

THEME COMPETITION

- Fall Session: Patterns (definition: an artistic or decorative design).
- Spring Session: Shadows (definition: the rough image cast by an object blocking rays of illumination).
- A maximum of 3 prints will be allowed to be submitted per competition. Please note that these prints are in addition to the prints submitted in the regular monochrome, colour and creative print competitions.
- The winner of the The Zoltan Kallai Memorial Trophy must have entered both theme competitions to qualify.

JUDGING CRITERIA

- A judge will expect good technique consisting of correct exposure, ideal depth of field, effective use of color and lighting, and an appropriate background. One expects a level horizon line and cropping so that the image shows to its best advantage.
- In addition to the subject matter, the judges will evaluate the quality, color tone and technical details of printing (or the range of tones in black & white images). Matting is an integral part of print presentation and should enhance rather than compete with the picture.
- Submitting prints for judging is an excellent learning experience. But remember, judges judge from their own point of view. Their comments are meant to be helpful—please take them in that spirit.

COMPETITION NIGHT

- Three judges will score the prints on the day of the competition.
- All prints must arrive by 7 P.M. to allow time to put the prints in order.
- After the coffee break, the winners will be announced and the ribbons will be given out.
- The judges will then have a chance to give their commentary on the prints submitted.

If you have any questions concerning the Print Division and/or Print Competitions, please feel free to contact me: mccprint@gmail.com.





Richard Tomalty



Walwyn Martin

Nature Division

Richard Tomalty

Walwyn Martin

Co-Chairs

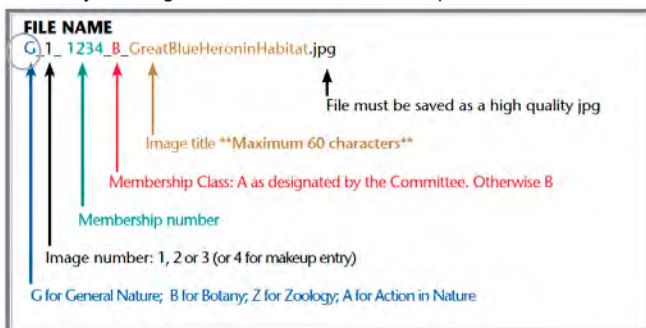
mccnature1@gmail.com

Hello and welcome to the Fall session of MCC Nature. By way of introduction, I have been with MCC for three years now and have been competing primarily in the Nature and Pictorial sections. I have had a degree of success in both categories but my heart always leans towards Nature. I have been teaching photography at the high school level for the last six years and have experience in many aspects of photography. If you are starting out and would like any assistance or if you are an experienced photographer and want to trade ideas please feel free to contact me any time. I like to talk photography. It's a pleasure to be able to contribute this year as Nature Co-Chair. I hope you have been busy this summer enjoying nature and bringing it home to enjoy in your photographs. I look forward to a year of spectacular images from our many talented members. —Richard Tomalty

We would like to draw your attention to our *Nature Handbook*. We would ask all participating members to please take a few minutes to read this guide, as it is a very informative document which highlights our club's position on all aspects of nature photography. It clearly states the priorities of the Club and will be of aide to any members who are participating in competitions. This can be found on the MCC website: <http://tinyurl.com/MCC-Nature-Division-Handbook>.

Nature photography does present challenges not encountered in the Pictorial and Print divisions but these should not deter you from trying your hand at Nature shots. The subjects are seldom cooperative but there is plenty of choice! Mushrooms, wildflowers, animals, birds, along with insects and even geological features. Just be sure to identify your subject. *Writing "bird" is not acceptable*. Try to find the correct name of your subject so that you learn to identify some of the nature that is all around us. We look forward to seeing your images. Please do not hesitate to contact us if you have any questions about the Nature Division.

To enter images into the Nature Competitions, follow the instructions in the diagram below for file naming and submit to: mccnature1@gmail.com in one of the three categories: G for General, B for Botany, Z for Zoology and A for Action in Nature. Submissions need to be received the Monday evening of the week before the competition.



Note: "makeup entry" is defined in the Club Rules for Competitions: <http://tinyurl.com/MCC-Competition-Rules>



Choosing the Best Image for Competition

— A Guideline

After MCC competitions, this question is often heard: "What are the judges looking for?" as if there is some standard approach that will ensure acceptances or honourable mentions. Well, the answer is that there is no general answer. Judges, like all of us, look at an image in their individual way based on their training, experience and personal biases. They may possibly perceive a message or intent in a photograph completely different than that intended by the photographer or be put off by some seemingly obtuse technical consideration.

While there is no fixed set of criteria or values, and while judges do vary the relative importance, guidelines do exist for the review of images. Images at the Montreal Camera Club are generally evaluated under three headings:

1. Technique
2. Composition
3. Pictorial Impact or Nature value

1. Technique:

Under the heading of technique, the judges will consider:

- exposure
- is the image exposed correctly to effectively convey the message?
- if the image is over- or under-exposed, is this deliberate and is it effective?

Depth of Field

- is the image in sharp focus?
- if the image is unsharp, is the softness or blur used effectively to enhance or emphasize the subject?
- is differential focus used effectively to enhance the subject and de-emphasize distracting backgrounds?
- is the background effective or distracting?

Colour

- Are the colours in the picture accurate, in keeping with the subject?
- If the colours are distorted, de-saturated, saturated or emphasized, are they effective?
- Is there a pleasing colour balance or harmony? If not, is the colour imbalance effective in portraying or emphasizing aspects of the subject?

Special techniques

- Has any special technique or filter been used and is it effective?
- Has the special technique enhanced the message of the photograph or is it merely manipulation?
- Is the image free of halos or other signs of over-sharpening?



General Tidiness

- Has the image been cropped to the best advantage?
- Are the edges of the image clean and smooth? Has the image been cleaned up so that the edges do not detract from the subject?
- Is the horizon level? Or if not, does it affect the message or emphasis the subject?
- Have all dust spots been removed? Has the noise been well controlled?

2. Composition:

Composition is the arrangement of objects, mass, lines, and colours into a pleasing arrangement, effectively portraying the subject of interest. The evaluation of composition involves the consideration of:

- **Centre of Interest / Subject**
 - Is there a centre of interest or obvious subject? If not, does the picture need one?
 - Is the placement of the centre of interest pleasing in the format? The centre of interest is not usually the centre of the image.
 - Do lines in the picture lead to the centre of interest and not away?
 - Are there conflicting centres of interest or competing subjects? Is the photo too busy?
 - Is the composition as simple as possible in order to focus on the centre of interest?
- **Picture Area**
 - Does the subject fill the frame? If not, do the surroundings and remaining spaces contribute to the picture content or add value to understanding?
 - Is there a large area of empty foreground or uninteresting sky?
 - Is there appropriate space around the subject of interest?
- **Format**
 - Has the photographer made effective use of the portrait or landscape format?
- **Balance**
 - Is the composition equally balanced and possibly static or is there a feeling of movement in the balance of large masses with smaller ones?
 - Is the photo divided equally in half by the horizon? Is it effective in the image or would it benefit from an emphasis on one side or the other?
 - Do the components of the photo fit together?
 - Is there more space in front of a moving object than behind it?
 - Are people or animals looking into or out of the picture?
- **Lighting**
 - Has the photographer taken the photo under the most effective lighting conditions?
 - Has the photographer managed to capture and emphasise the lighting?
 - Does the lighting properly emphasize the subject?
- **Mergers**
 - Are there obvious mergers of the main objects in the photo?
 - Are there mergers with the edge of the frame?
 - Are there colour mergers?



3. Pictorial Value (Impact) / Nature Value (Documentary Value)

This is the most difficult area in which to judge objectively. Interest or impact is that quality in a photograph that catches and holds the attention of the viewer. Interest involves mood, emotion and message. In a Nature image, a good visible rendition of the subject may be important for identification and/or education.

Ideally, in looking at an image, a judge will try to see what the photographer saw and to understand the reason for taking the picture. The judge will also consider if the photographer used an unusual approach to the subject or if there is evidence of imagination or ingenuity on the part of the photographer. Is there evidence of good visualization of the image on behalf of the photographer? If so, credit should be given by a judge.

In a nature image for MCC competitions, the image should ideally provide the viewer with good visual information about the subject portrayed. The inclusion of well-rendered but not obtrusive habitat enhances the nature value considerably. An indication of size or scale may be difficult but is always valuable.

But remember, judges come to the images cold. Even with a run-through of the images before the marking, a judge has to try to understand an image, form an opinion and prepare a mark in a fairly brief time frame. Strong images and weak images are usually evident. It is sometimes more difficult to arrive at a mark for images with both strong and weak points. One judge may be captivated by what is strong but another may be equally put off by what is weak.

Also, it must be remembered that judges are individuals with their unique educations and experiences. While they may have some common opinions on good technique, they will not necessarily be of the same mind as to what they see in the impact or nature value of an image.

All of this is to say that trying to shoot for the judges' opinions is a crapshoot. Shoot images that you like to see but work on your technique, composition and impact. Ultimately, you as the photographer have to be satisfied that the image is what you wanted to present.

SPPQ PRINT CIRCUIT JUDGING AT THE MONTREAL CAMERA CLUB

MONDAY, OCTOBER 28, 2013

All MCC members may participate in judging a collection of more than 100 prints from 38 SPPQ member clubs. This will be followed by a review and discussion of the prints. This event is a great opportunity to view work by clubs in other areas and to try your own hand at judging.



Get a Head Start for the March 2014 Gemboree Competition

Here are your topics for the ever-popular Gemboree theme competition. Search through your digital files or shoot new images for your submissions.

Images previously entered in other Montreal Camera Club competitions are not eligible.

Abstract Reflections - (They may be natural or urban, watery or mirrored, but only abstracts and not purely computer generated.)

Arches - (Architectural, nature or other.)

Hands

People at Play

Red and Black

Rust

Upside Down - (Not just a reversed image but the subject matter must be truly upside down.)

Entry forms will be available on the Club website closer to the date of the competition.


For more information contact

Ann Pearson at:

mccgemboree@gmail.com



Abstract Reflections



Upside Down



Rust



Hands



People at Play



Arches



Red and Black

Exploring Montreal

The majority of MCC members live in Montréal but how well do we really know our city? How often do we explore unfamiliar neighbourhoods? When we travel, we explore the landmarks and neighbourhoods of foreign cities in a way that we rarely do at home. It's time to adopt our travel mode to discover or rediscover the beauties of our wonderful metropolis. It's time to celebrate the Essence of Montréal!



This project will provide both an incentive and an opportunity to explore our city for a new MCC photographic book, capturing images of our beloved Montréal. We will take lots of pictures and have lots of fun. Then we will review and exchange images to achieve our ultimate goals:

- the printing of a book showing the Essence of Montréal;
- photo exhibitions in various locations of Montréal, showcasing our project.

We will run the project over the course of an entire year in order to capture the huge variation in scenery produced by the four seasons. Photographers will provide their interpretation of each area. However, we are suggesting some pre-determined themes to provide a minimum of structure. For each district, pictures of the following will be mandatory:

- One park;
- One church (inside or outside);
- One “dépanneur” (a typical neighbourhood locale, not the local Couche Tard);
- One building of “typical” local architecture.

The project will cover many different parts of the city—boroughs, particular neighbourhoods, independent cities, etc. Here is a preliminary list:

- | | |
|---|---|
| 1. Ahuntsic, Cartierville | 16. Mont-Royal |
| 2. Anjou, Saint-Léonard | 17. Outremont |
| 3. Côte-des-Neiges, NDG, Snowdon | 18. Pierrefonds, Roxboro, Senneville |
| 4. Côte Saint-Luc, Hamstead, Montreal-West | 19. Rivière-des-Prairies, Pte-aux-Trembles, Montréal-Est |
| 5. Dollard-des-Ormeaux, Roxboro | 20. Rosemont, La Petite Patrie, Little Italy |
| 6. Dorval, L'Île Dorval | 21. Saint-Laurent |
| 7. Lachine | 22. Verdun and Nun's Island |
| 8. LaSalle | 23. Ville-Marie, Downtown Montreal |
| 9. Le Plateau Mont-Royal, The Plateau | 24. Ville-Marie, Old Montreal |
| 10. Le Plateau Mont-Royal, Mile End | 25. Ville-Marie, Chinatown |
| 11. Le Sud-Ouest, Griffintown | 26. Ville-Marie, Gay Village |
| 12. Le Sud-Ouest, Pointe-Saint-Charles, St-Henri, Ville-Saint-Paul, Ville-Émard | 27. Ville-Marie, Montréal Underground City |
| 13. L'Île Bizard, Sainte-Geneviève, Ste-Anne-de-Bellevue | 28. Villeray, Saint-Michel, Parc-Extension |
| 14. Mercier, Hochelaga, Maisonneuve | 29. West Island, Kirkland, Pointe-Claire, Beaconsfield, Baie-d'Urfé |
| 15. Montréal-Nord | 30. Westmount |



Members should form groups of 2 to 4 photographers. Each group will select one or many districts and will explore it for the duration of the project. We encourage photographers to join as many groups as they want and to select an area that they do not know well. After all, there is an unlimited choice of subject in our city.

We will start the project in September of this year with the selection of district(s) for each group of photographers. The selection process will be similar to the one used for the Métro Project. More details will be provided at the project launch during Education on September 16th.



We would like to get your comments on this proposed project. We will also need some help to run the project, so members who are willing to provide some assistance should contact Alain or Philippe.

Alain Roy
alain.roy@novaquip.com

Philippe Laporta
philippe.laporta@gmail.com


















SUBMIT !

Do you have an article, image, news item or tips you wish to share with other members? If so, the Cameragram's Editorial Team is looking for your input!





Also, on the website we want to include a page of links containing photography -related information and tips as well as showcasing inspiring photos, all of which will benefit our members. To contribute, please contact Sylvia Rourke by email at mcccameragram@gmail.com

Please note: deadline for the next Cameragram will be December 02, 2013

MCC EXECUTIVE 2013 - 2014

	George Liberman <i>President</i> mccclubpresident@gmail.com		Ann Pearson <i>1st VP/Program Chair</i> mccprogram@gmail.com
	John Zimmerman <i>Immediate Past President</i>		Cindy Canavan <i>2nd VP/Membership Chair</i> mccmemberships@gmail.com
	Kathryn Mason <i>Treasurer</i>		Barbara Deans <i>Publicity</i>
	John Surridge <i>Honours Chair</i>		Frances Cable <i>Secretary</i>
	Brian McPhee <i>Pictorial Chair</i> mccpictorial@gmail.com		Pam Fogarty <i>Print Chair</i> mccprint@gmail.com
	Richard Tomalty <i>Nature Co-Chair</i> mccnature1@gmail.com		Walwyn Martin <i>Nature Co-Chair</i> mccnature1@gmail.com
	Kathryn Mason <i>Judging and Standards</i>		John Surridge <i>Statistics</i>
	Paul Couture <i>Education Chair</i>		Sylvia Rourke <i>Camerasgram Editor</i> mcccameragram@gmail.com
	Kathy McDevitt <i>House Chair</i>		

VOLUNTEER POSITIONS 2013 - 2014

	Paul Couture <i>SPPQ Liaison</i>		Lynn Filion <i>SPPQ Liaison</i>
	General inquiries: montrealcameracub@gmail.com		Rachel Bilodeau <i>Webmaster</i> mccwebmestre@gmail.com



THE ROTHENBERG GROUP

With our compliments...

Stocks

Mutual Funds

RRSPs

Life Insurance

Bonds

GICs

RRIFs

Life Annuities

"Because you deserve more"

WESTMOUNT
(514) 934-0586

WEST ISLAND
(514) 697-0035

SOUTH SHORE
(450) 321-0001

CALGARY
(403) 228-2378

www.rothenberg.ca

