



FOUNDED IN 1892

# Camera gram

2018 - 2019  
Season

Montreal Camera Club  
Westmount Park Church  
4695 de Maisonneuve West  
Westmount, QC H3Z 1L9

[www.montrealcameraclub.com](http://www.montrealcameraclub.com)

# Table of Contents

03.....	The President's Welcome Message
04.....	The Editor's Word
05.....	Messages from the Chairs
08.....	Program Highlights 2018-2019
09.....	MCC Program
09.....	Opening Night
10.....	Presentation: Ron Levine, "Off the Beaten Track"
12.....	Member Presentation: Marlene Hornstein, "Scoop on CAPA"
14.....	Presentation: Supreet Sahoo, "Tropical Nature Photography"
16.....	Education Night & Flea Market
17.....	Member Presentation: Peter Graham, "Two Passions"
18.....	Bonnie Nichol Lecture: Chris Harris, "A Photographer's Journey"
22.....	Presentation: Louise Abbott, "My Life as a Documentary Photographer"
24.....	Montreal Camera Club Helping Others
25.....	Member Presentation: Lorraine Deslauriers, "Zen and Contemplative Photography"
26.....	Presentation: Mark Lachovsky, "Beneath the Waves"
28.....	Presentation: Sue Vo-Ho, "City Memories"
29.....	Print Theme Competition
30.....	Presentation: Michel Bury, "MACRO: How to Achieve Impact"
32.....	Member Presentation: TBA
32.....	What's New and Updated
33.....	Member Presentation: Ann Pearson, "f64 Photography Group"
34.....	Member Presentation: Guy Larin, "Travel Photography: The Importance of Preparation"
35.....	Outings Observed Summer 2018
38.....	Outings 2018-2019
44.....	Digital Slideshow Competition Rules & Guidelines
46.....	CAPA Judging Course
47.....	Gemboree Competition
48.....	Gemboree Competition Rules and Quick Reference Guide
49.....	General Competition Quick Reference Guide
50.....	Interpretive Theme Challenge
51.....	Interpretive Theme Challenge Sample Entries, November 2017
53.....	Tip of the Hat
55.....	Create a Poster
56.....	MCC Schedule 2018-2019
58.....	MCC Executive and Volunteers Committee 2018-2019

COVER IMAGE:  
"Staircase, Gaudi Cathedral, Barcelona"  
© Ann Pearson





# The President's Welcome Message

Welcome back to all of our returning members and a warm welcome to our new members! I hope you have all enjoyed our wonderful summer and have had lots of photo opportunities to take great images.

As always, the goal of our camera club is to have fun taking photos and meeting people with the same interest in photography and to improve our photography skills. During the last few months, our executive committee has been working hard to achieve these goals by planning an interesting and educational new program which is found in this edition of the Cameragram. I'd like to thank our Communications Chair, Sylvia Rourke, and her team for having outdone themselves once again in the production of this issue. As usual, all of the information concerning this year's Club's activities can also be found on the Club's website:

(<http://montrealcameraclub.com>)

which is populated and maintained by our wonderful webmaster, Rachel Bilodeau.

Ann Pearson and Lorraine Deslauriers have put together an interesting schedule and presentation program

for the fall and winter sessions which I am confident that our members will thoroughly enjoy and to which I am personally looking forward. Please note that scheduling so far in advance means there may be some unforeseen circumstances which could affect our scheduled events and lectures. I ask that all members refer to our website and email notices to keep up-to-date with any changes.

Our Outings Co-Chairs, Phillip Shapiro and Lyne Brissette, will also bring our members to new venues to enjoy opportunities for taking interesting images. New members are encouraged to take this opportunity to get to know long-time members.

Those of you who participate in our competitions should note that an important change has been made regarding Honourable Mentions. The executive committee has decided to encourage the judges to score across a wider range by increasing the required score for Honourable Mention to 90 points from the previous 80.

Once again I wish my fellow photographers a wonderful new season at the MCC, and I am looking forward to welcoming all of you at the opening meeting.

*Brian McPhee*  
[mcclubpresident@gmail.com](mailto:mcclubpresident@gmail.com)



# The Editor's Word



Sylvia Rourke

[mcccameragram@gmail.com](mailto:mcccameragram@gmail.com)

Greetings shutterbugs, and welcome to another new season at MCC.

I hope that you have had a great summer of shooting as we are looking forward to seeing some of your wonderful images. Our executive has been working diligently to get ready for the new season.

Check out our full-year program schedule in this issue, which covers a wide range of interests including outings, workshops, and speakers.

The Cameragram is the official newsletter of the Montreal Camera Club. It is published in two editions: Season (print) and Summer (digital only).

## EDITORIAL TEAM

Editor-in-Chief.....Sylvia Rourke

### Assistant Editors:

InDesign Layout.....Cindy Canavan

Copy Editor.....Ann Pearson

Proofing .....Ann Pearson, Rachel Bilodeau,  
Carmen Carbone, Joann Egar

Webmaster.....Rachel Bilodeau



# Messages from the Chairs



## Membership Chair

Cindy Canavan

[mccmemberships@gmail.com](mailto:mccmemberships@gmail.com)

Last year we achieved the highest membership enrollment on record at our camera club. I am sure that the quality and number of our lectures, outings, and competitions played a huge part in this achievement. Even more, though, is the enthusiasm of our members for sharing our hobby with others.

In the coming season I expect to see even more new members attending our meetings. Keep up the good work of spreading the news of our club's activities.

I am looking forward to seeing you all in September!

## Note to all 2017-2018 Trophy winners!

**A final congratulation on your achievement.** I hope you enjoyed displaying your trophy and basking in its reflection, but your moment in the sun is coming to an end. Please return your trophies no later than March 11, 2019 so that preparations can be made for the 2018-2019 awards. Thanks!

— Brian McPhee  
Honours Chairman





## Pictorial Chair

Bashar Dahabra  
[mccpictorial@gmail.com](mailto:mccpictorial@gmail.com)

It has been a great summer in Montreal and across Canada. Whether you stayed home or traveled abroad, I hope you have been able to capture the spirit of the summer and have built up a good inventory of images for your submissions throughout the 2018-2019 season.

This will be my first year as Chair of the Pictorial division, and I look forward to helping you and other members. Our first competition will be held on Monday, September 24, which means images are to be submitted by Monday, September 17. Do not hesitate to contact me directly at the Club or through the pictorial chair email for any clarification and assistance.

If you haven't competed before, I strongly urge you to do so. It is an excellent opportunity for you to share your images with like-minded people and you will gain invaluable insight not only from hearing how different judges view your images, but also from the informal feedback from Club members.

Hope to see you in September.

---



## Nature Chair

Charles Eklove  
[mccnature1@gmail.com](mailto:mccnature1@gmail.com)

Welcome back to the 2018-2019 season of the Montreal Camera Club's Nature Division.

I am delighted to be your Nature Chair. My personal thanks go to Ilana Block who has made a special effort to introduce me to the requirements of the position and to facilitate the transition from her to me.

I encourage everyone to submit images to the competitions. Sharing your work in an encouraging environment and getting feedback from knowledgeable photographers and judges is a wonderful way to learn to improve your skills as a photographer.

I urge all contributors to the competitions to read the nature guidelines, nature handbook, and the instructions on how to label your images. My goals include maintaining the high level of the competitions with respect to making these events accessible, enjoyable and interesting for everyone.

I am looking forward to organizing these competitions and to assisting any members who may require help.







## Print Chair

Pam Fogarty

[mccprint@gmail.com](mailto:mccprint@gmail.com)

I would like to welcome all of the new and returning members to the 2018-2019 season.

We had an amazing season last year, especially since the MCC joined CAPA. Many of our club's submissions ranked high in CAPA's competitions. I'd like to suggest that members use this year's CAPA competition categories to test your photos in front of our judges. Let's showcase some of our talents in Print competitions!

We continue to strive to make the Print Division more enjoyable for all, competitors and audience alike. The Print Competition evening is divided into two parts. Judging takes place in a second location in the church while the membership at large enjoys a scheduled Club program in the main hall, such as a lecture or educational presentation. Results of the Print Competition are presented in the main hall during the second half of the evening. The prints are showcased on the lightbox for the judges and on the screen for the members. The judges' comments are then heard, which is an important aspect of the competition.

For more info about the Print Competitions:

<http://www.montrealcameraclub.com/print-guidelines.html>

If you have any questions about the Print Division, feel free to contact me at [mccprint@gmail.com](mailto:mccprint@gmail.com).



## Outings Co-Chairs

Phillip Shapiro

Lyne Brissette

[mccoutings@gmail.com](mailto:mccoutings@gmail.com)



Hi, everyone, we hope you all had a wonderful summer and have taken lots of photos. We had several successful outings over the summer—check our website to view the members' images. This season we will be repeating two summer outings on one day: the "Montreal Parachute" in the morning followed by the "Dorwin Falls" in the afternoon. We will also repeat the "Auto Graveyard" outing.

All our yearly outings are listed on pages 38-43. We hope all of you can attend each one—it is the best way to meet and enjoy time with our club members. By the way, you don't need to take photos if you don't want to. These outings are held in beautiful locations and all members are welcome to enjoy the day with us. You can bring a chair and binoculars and then just relax and take in the views.



# Program Chair

Ann Pearson  
mccprogram@gmail.com



## Program Highlights 2018-2019

With the help of Lorraine Deslauriers and suggestions from some of our members, your program team has put together another inspiring list of guest presenters, covering a wide variety of subject matter.

We start off with our opening speaker, Ron Levine, whose special portrait projects take us "Off the Beaten Track" on Sept. 17th. Supreet Sahoo will share his "Tropical Nature Photography" with us on Oct. 15th.

We are pleased to have Chris Harris from British Columbia as our Bonnie Nichol lecturer on Nov. 5th. Chris is an award-winning nature/narrative photographer and independent publisher of his own work. His father was a close friend of Bonnie Nichol, and Chris remembers her and attending MCC Monday night meetings as a child. He and his wife, Rita, are delighted to be returning to visit both Montreal and the MCC. He will also be offering a two-day workshop on Nov. 3 & 4.

On Nov. 26th we will enjoy Louise Abbott who has had a long and distinguished career as a documentary photographer and filmmaker, especially of rural life in Quebec. For the past few years, she has been working with the Cree Nation up north.

We plunge into the New Year on Jan. 7th as Mark Lachovsky takes us "Beneath the Waves" with his impressive underwater photography.

On Jan. 28th Sue Vo-Ho from CEGEP du Vieux-Montreal School of Photography will present us her unique "City Memories" created with layered images.

Last year, Michel Bury impressed us with his tips about composition in working with

landscape photography. On Feb. 4th he returns to show us how to achieve impact with our macro photography.

**Member Presenters:** Our CAPA representative, Marlene Hornstein, will review the themes and requirements for entering this year's CAPA competitions on Oct. 1st. MCC has enjoyed a very successful year since rejoining CAPA in 2017.

Other Club members are prepared to take us on their own photographic journeys, beginning with Peter Graham on Oct. 29th. His "Two Passions" are a unique approach to architectural photography and photographing performing artists.

Lorraine Deslauriers will explore a different approach to taking pictures with her Dec. 3rd presentation of "Zen and Contemplative Photography."

On April 1st, Ann Pearson will give an illustrated lecture on the importance of the "f64 Group of Photographers" from the West Coast of the USA in the 1930s, to the development of the contemporary style of photography.

For our final member presentation after the Annual General Meeting on May 6th, our multi-award winner from 2017-18, Guy Larin, will share his method of producing his impressive images with an illustrated lecture, "Travel Photography: the Importance of Preparation."

I invite all of you to read more details about these presentations in our 2018-19 season in the following pages of our Cameragram.





# MCC PROGRAM

Opening Night  
Monday, September 10, 2018

## WHAT WE DID LAST SUMMER: Holiday Images in Review & Competitions—An Educational Activity

Taking part in some of our many competitions at the MCC helps members to improve their photographic eye—their sense of composition, use of colour, framing, choice of subject matter, etc., as they view each other's submissions and profit from comments of the judges and their fellow members. Points gathered throughout the year may earn new and more-seasoned members one (or more) of the many trophies the Club has in its collection.

There will be a review of some of the winning images from trophy winners at the end of the 2017-18 season.

For new and returning members, there will be a quick overview of the flow of competitions that are part of our regular programming at the Club during the 2018-2019 season.

When in doubt about which category you should choose when submitting your photograph(s) to a competition, check out the descriptions of our Creative and Street categories in our Pictorial divisions. For Nature competitions, helpful information may be found in the newly revised Nature Handbook. There are important distinctions to be made to help members decide in which division they should submit an image. For example, compare the Pictorial Competition requirements versus those of the General category in the Nature Competition.

Please review all competition guidelines found under the Membership/Competitions tab on our website.

The slide show will feature examples for the special competitions held during the winter/spring part of our season. Members are offered a couple of different challenges—our Gemboree Competition has seven different themes for members to interpret, whereas for our Slide Show Competition, members can submit one or more slide shows on any subject matter they choose to share with us.

Our popular non-competitive evenings consist of the Interpretive Theme and Create a Poster (non-competitive in this case means not counting towards a trophy). In Interpretive Theme you are invited to use your imagination to alter a chosen image (from one of our members) in any way you wish. Previous results have revealed that we have quite a few comedians in our midst! The subject matter for the Create a Poster challenge in the spring is up to you, as with the Slideshow Competition.

After joining the Club, new members are encouraged to stop by the tables designated to help them with any questions they may have concerning the Cameragram publication or the Club. They are also encouraged to make a more personal contact with members who are part of the welcome team, and chat about their equipment, experience, photographic skills, and what would prove most helpful to them as a new member.

Enjoy while you learn!



Monday, September 17, 2018

# OFF THE BEATEN TRACK

Ron Levine

Ron Levine is an award-winning commercial photographer based in Montreal. He has worked on assignments around the world photographing for ad campaigns, annual reports, and corporate clients. His documentary projects have earned him extensive international acclaim, resulting in solo exhibitions in Poland, Brazil, Mexico, the United States, and Canada. He is a much sought-after speaker, primarily on the subject of his 20-year project, "Prisoners of Age," a series of photographs, video interviews, and installations on the subject of elderly inmates in the prison system. The extensive exposure of this series inspired a documentary film on his travels to prisons and his other projects.

Between commercial jobs and teaching, Ron has worked on personal photographic projects since 1992. He often fills his time collecting personal stories and photographing subjects that are seldom considered. His fascination with these people has drawn him to photograph in many off-the-beaten-track locations. His "South of the Mason Dixon" series took him through the backroads of the US Deep South. He followed this up with a four-year project photographing in BBQ joints throughout the South. His series on alligator hunters for Air Canada's En Route Magazine turned



into an award-winning promotion for his commercial work.

Most recently, his six-year project, "A Slice in Time," which is a panoramic series envisioning a selective suspended moment, has been exhibited at the Maison de Culture Côte-des-Neiges.

He is the recipient of numerous grants and awards and has been profiled in publications such as *Applied Arts Magazine*, *Elle Magazine*, and Sweden's *Hasselblad Forum*. His clients include American Express, Verizon Wireless, CN Rail and Deloitte-Touche.

Between commercial assignments, he teaches photography classes at Dawson College in Montreal, and Photo-Storytelling at Five Keys Charter Schools in Los Angeles.







© Rachel Bilodeau

## SCOOP ON CAPA

Marlene Hornstein  
CAPA Liaison

As we enter our second year as club members of the Canadian Association for Photographic Art, or CAPA, I will be explaining the themes for the coming 2018-2019 season, as well as the rules, challenges, and selection process. The online entry form will be demonstrated. The various awards will be explained and how they impact individuals and the Club entries. Last year, we did impressively well and achieved many milestones, including winning the Open Theme. We must plan now and see how a collaboration of talented photographers can produce great results and bring honour to our club!




© Ilana Block




© Guy Larin



© David Rouchet



© Marlene Hornstein



© Kathy McDevitt

# GET READY FOR CAPA 2018-2019 SEASON

Marlene Hornstein

CAPA Liaison

The 2017-2018 season was a big success. It was also a time for learning about the Canadian Association for Photographic Art (CAPA) and what all the requirements are. I thank all the selection committees for their collaboration on all of the competitions. I am also very gratified to see an enthusiastic response from our members to this addition to our yearly program.

We are now looking ahead to the 2018-2019 season.

With no MCC meetings until September, this would be an opportune time for all of us to examine the themes for the new year, and go out and shoot, as well as perhaps go through past images and put them into files ready for each competition.

In some competitions RAW files or the original jpeg files are required for verification that certain rules have been adhered to. DNG files are not acceptable, according to CAPA stipulations.

I have been advised that there may be changes to the dates given below. If so, I will advise everyone of new competitions, dates, or rule changes. Please note that the CAPA website is now mostly bilingual. Rules may be found at <https://capacanada.ca/capa-competitions/current-competitions-2/>.

Nature photographers should note that you are now not allowed many alterations to your photo except for basic ones, and the original images will be required to be submitted when the winning images are under consideration.

A new competition has been included—A Series of 4 Photos—which might require us to start early in shooting in tandem with other photographers. Below are the proposed categories for the upcoming season.

October 30, 2018: [Nature](#)  
October 30, 2018: [Fine Art - Beaux Arts](#)  
November 23, 2018: [Photo Journalism](#)  
January 15, 2019: [Altered Reality](#)  
January 30, 2019: [Monochrome](#)  
February 20, 2019: [Open Theme](#)  
February 28, 2019: [A Series of 4 Photos Competition](#)  
March 31, 2019: [Portrait](#)  
April 18, 2019: [Audio Visual Presentation](#)  
April 30, 2019: [Canada: My Country](#)

I wish all of you a great summer, and go out and shoot!





Monday, October 15, 2018

## TROPICAL NATURE PHOTOGRAPHY

Supreet Sahoo

At the age of eight I visited my first national park in India where I witnessed exotic wildlife in abundance and with that arose a never-ending desire to photograph wildlife in their natural habitat. I would borrow my dad's camera—a Yashica 35mm—and the excitement I would get from using that was unimaginable. Today I shoot 16 fps with my Canon 1DX II. While a lot has changed in the last 25 years, the excitement I got as an eight-year-old remains unchanged!

When I first visited the rainforests of Costa Rica a few years ago, I fell in love with their tropical birds and wildlife. Little did I know that this passion would become a serious hobby and eventually become my profession. Understanding the techniques used in low-light shooting and post-processing made me realize that an image is made and not shot.

To me, the most important part about nature and wildlife photography is its unpredictability. Mastering your equipment enables you to make critical changes to your settings while you are in the field. Today, the use of post-processing techniques could change a lot in our images, but I believe it is critical to get the image right in the capture.

For three years I visited Costa Rica every few months. Wanting to explore



further, I began to travel to other South American countries. I work with local guides and plan my trips months ahead, and know exactly which species I am pursuing. Instead of volume, I go for high-quality images, and I believe this is what separates my work from others. I use social networking to convey my work, and apps like Instagram have completely changed the dynamics of photo-sharing on the web.

I have now set up my photo tour company, Tropical Photo Tours, to conduct workshops in Costa Rica, Ecuador, Colombia, and Brazil.

During my presentation, I will share the thought process and techniques that inform my photography, along with some post-processing techniques and photo stories.







Monday, October 22, 2018

## EDUCATION NIGHT & FLEA MARKET

Members are invited to bring in their photography-related materials for sale—cameras, lenses, filters, camera bags, tripods, etc.—starting at 7:15 p.m. for the first half of the evening. Books and photo magazines will be available, free or for sale.

Members skilled in various post-processing techniques will be available at computer stations to help other members utilize specific tasks in Lightroom and Photoshop in preparing images for submission to both digital and print competitions. (Working with other software programs may be possible if notice is given prior to Oct. 15, 2018.)



Members will be canvassed ahead of time to submit their requests to learn specific tools/tasks as we will need to coordinate availability at each computer station.

For those who are interested in creating their own website, we recommend you consult the internet site “Top 10 Best Website Builders” at:  
<https://www.top10bestwebsitehosting.com>.

Unfortunately, we cannot help you with anything at the Club meeting that requires internet access.



Monday, October 29, 2018  
Member Presentation—first half of Print #1

## TWO PASSIONS

### Peter Graham

I took up what you may call serious photography when I retired in Istanbul a few years ago. I don't really regard myself as a photographer since I have had no training and know little about the camera, photography, or image-processing except to make myself "dangerous" (in UK terms), so I prefer to say that I take images.

I cannot aspire to compare myself to you experts in the camera club, most of whom can photograph anything anywhere with precision and skill. However, maybe some of you others have had an interesting time trying to find a subject to be passionate about, especially if, in North America, nature, landscapes, and snow are not your thing. I've been lucky enough to find three engrossing subjects in the last few years, and I propose to talk a little about two of them in this presentation.

#### Compound Photography:

I have a passion for line, form, colour, and design, which led me to choose the imperial mosque interiors in Istanbul as a beginning subject. After a short while I began to play with line and perspective in my details of mosque interiors. Then I woke up one morning with the idea that developed into what seemed a new way of representing mosques and other interiors. Interestingly, this subject also reignited a passion I have for surrealism.



#### Performance Photography:

After going as far as I could in compound photography (there are only so many imperial mosques in Istanbul!), I started to photograph street musicians in Istanbul. When we moved to Montreal, I thought to continue this, but it was less interesting here—the quality and type of the music is a vital stimulant for me. However, through the MCC and one of its model sessions, I got an intro to the club, pub, theatre and festival performance arenas, and this is the area I am concentrating on at the moment.



Monday, November 05, 2018  
6th Bonnie Nichol Lecture Series

# A PHOTOGRAPHER'S JOURNEY

Chris Harris

Chris Harris is a professional freelance narrative photographer. Since leaving a career of wilderness-guiding, pioneering outdoor adventure tourism, and teaching, Chris has been one of this country's foremost and most respected photographers.

Chris dedicates his photography to bringing awareness and reverence to the value of beauty, nature, and biodiversity in his home region. He is the independent publisher of his own work as books, of which his thirteenth, *British Columbia's Cariboo Chilcotin Coast: A Photographer's Journey*, was released in October, 2016. With this publication, Chris Harris reveals for the first time the unique and globally significant Chilcotin Ark, the largest and most diverse eco-system in the temperate world. Chris is the holder of multiple awards that recognize the standard of excellence that characterizes his work.

For the past 30 years, Chris has dedicated his skill, innovation, passion, and creativity to documenting and presenting to the world an extraordinary landscape in British Columbia known as the Cariboo Chilcotin Coast. He has done more exploration and photography than any other individual or organization, earning him the title of the Ansel Adams of this region. Part of this area has been dubbed the Chilcotin Ark because of its potential as a refuge from the ravages of climatic changes that threaten us. It contains one of the world's remaining



large intact grasslands with an interior wetbelt rainforest and possibly the last water-towers stored in glaciers. It is the largest contiguous and most bio-diverse system in the temperate world providing us with blueprints for survival because of its resiliency and sustainability.

In this presentation, Chris will be joined by his wife, Rita Giesbrecht, who has accompanied Chris on all his exploratory photographic adventures over the past seventeen years. They will address the themes of post-wildfire regeneration and resilience, following the unprecedented wildfire season that swept through British Columbia in 2017 and changed the face of the landscape along with the psyche of the people. Based on their personal experience, these burned areas feature a unique beauty that offer spectacular visuals.

This Canadian presentation tour promises to be the highlight of what has been an impressive career that has benefited the region immeasurably. This is ambassadorship of the highest quality.



## Bio

I was born in Montreal and brought up in Beloeil before taking most of my education in New Brunswick. I was home when my father, Chic Harris, joined the Montreal Camera Club in the late 60s. I watched him grow as a photographer and was deeply inspired by his creative journey. With a camera that Dad gave me, I travelled the world and began a life of adventure.


Dad later introduced me to Freeman Patterson with whom I took my first and only workshop in 1974 at Shampers's

Bluff. Both Freeman and my dad have been my mentors, inspiring me to follow my two passions for wilderness adventure and photography, and I have carved out an exciting and rewarding life, full of wonder.

"Photography is not so much about the images I create; it's about life experiences. I photograph to live a meaningful, creative, and rewarding life, reveling in the art of the planet earth. Through photography, I feel blessed."









November 03 - 04, 2018



## MEET YOUR INNER ARTIST

### A Workshop in Photography as Art

Chris Harris

This two-day workshop is designed for photographers who are interested in reaching for new horizons. With a refined toolkit and new ways of seeing, you will jump-start your power to envision yourself as an artist. Illustrated talks on art and photography, in-the-field art projects, and constructive evaluation sessions will help you bring the familiar into a new dimension of artistry. Participants should be well acquainted with all aspects of their equipment and be at the medium to advanced stage of their photographic skills.

Cost: \$250 for two days of instruction, photographing and feedback. Maximum 10 people.  
More information to follow.



Monday, November 26, 2018

## THE GENTLE WITNESS: My Life as a Documentary Photographer Louise Abbott

Louise Abbott is a writer, photographer, and filmmaker based in the Eastern Townships of Quebec. She has spent nearly forty years chronicling the history and culture of rural and indigenous communities in eastern Canada, and examining the social and environmental challenges that face these communities. She is the author of several books, including *The Coast Way*, *The French Shore*, *The Heart of the Farm*, *Eeyou Istchee: Land of the Cree*, and, most recently, *Memphrémagog: An Illustrated History* (volumes 1 and 2).

Over the past decade, Abbott has collaborated with several Cree groups and directed a series of documentaries in Eeyou Istchee, including the award-winning "Nunaaluk: A Forgotten Story." She currently holds a CALQ grant to produce documentaries about three Townships artists. She also has a commission to make a documentary about the history and contemporary role of the Ayer's Cliff Fair, which will celebrate its 175th anniversary in 2020.

"It was a compulsion to explore and to understand the world that motivated me to take up documentary work decades ago. I still believe in the power of documentary to inform and move the viewer. Although I've always strived to produce strong stand-alone images as a photographer, I've created



photo essays or books to make more comprehensive statements."

Abbott has exhibited her photographs in solo shows and in group shows, in galleries and museums in many parts of Canada as well as abroad. Her work is found in several public collections, including the Canada Council Art Bank, Library and Archives Canada, the Musée du Québec, and the National Gallery of Canada (Canadian Museum of Contemporary Photography collection).

WEBSITE:

<https://tinyurl.com/y9tz35jw>

CBC's radio show "The Bridge," featuring Louise Abbott:

<https://tinyurl.com/cbc-bridge-abbott>





# Montreal Camera Club Helping Others

November-December 2018

## Help-Portrait 2018

Once again this year, several teams of photographers and assistants will be going into different organizations/hospitals/old-age residences to take portraits and give them to the families. We are based on a simple version of the Worldwide Help-Portrait movement that started in 2008.



Diane Dupuis

More info here: <http://help-portrait.com>

It will be our ninth year giving back to these wonderful organizations who do so much all year round. Some places we frequent to capture their smiles are: The Friendship Circle, Centre de réadaptation Marie Enfant du CHU Sainte Justine, Donald Berman Maimonides Geriatric Centre, and community holiday parties put on by the local police departments, etc. If you are interested in joining our team of volunteers as a photographer or assistant, please contact Diane Dupuis at: [ddkphotos@yahoo.ca](mailto:ddkphotos@yahoo.ca)

November 11, 2018

## 7th Annual Worldwide Dance for Kindness


For the sixth year in a row, Diane Dupuis will be leading Montreal's version of Life Vest Inside's Worldwide Dance for Kindness. Last year over 100 cities around the world participated in the same FreezeMob/FlashMob on the same day—joining together in dance to spread kindness around the world.

More info here: <http://lifevestinside.com>

Volunteer photographers and videographers are always welcome to come help capture the moment. If you are interested in helping out (or dancing!) and are available Sunday, November 11, 2018 (location and time will be announced later) then please contact Diane at [ddk@lifevestinside.com](mailto:ddk@lifevestinside.com).



Monday, December 03, 2018  
Member Presentation—first half of Print #3



## ZEN AND CONTEMPLATIVE PHOTOGRAPHY


Lorraine Deslauriers

This presentation is an introduction to this approach to photography. Lorraine will explain the process to help you prepare for this type of activity. It is not about doing minimalist images, it is about expressing yourself with photography and enjoying the present moment. Lorraine will walk you through the different steps that will help you to look with your eyes, thoughts, and heart and enjoy looking

at things differently. She will give you tricks to connect with yourself and to include emotions in your images.

### Bio

Committed to promoting photography and visual art, Lorraine Deslauriers started exploring photography in 2009. Having a vision and ideas about how she wanted her images to be, but challenged by her lack of technical skills, she became a member of different camera clubs. Learning from the best teachers—other members attending the clubs and professional photographers—she developed her own photographic style.



Lorraine participated in various workshops with professional photographers: Marsan College, 2009; Zen and Contemplative session with Michel Proulx, 2011; Freeman Patterson and Andre Gallant on photography and visual design in 2013; and a landscape workshop with Jean-Daniel Gagné and Carlos Richer in the western National Parks in the U.S in 2017.

Throughout those years, Lorraine became a serious and passionate photographer. She shares her knowledge and gives conferences to different clubs on various topics. Lorraine is also co-chair of programming for the Montreal Camera Club and a member of CAPA.


Promoting photography and sharing with others, listening to other people's points of view, are stimulating and enriching experiences and also help people to develop new skills in a visual art. Photography can be so rewarding, as you achieve the goals you have set for yourself.



Monday, January 07, 2019

# BENEATH THE WAVES



Mark Lachovsky



Come visit the kaleidoscope of colors and amazing wildlife that exists beneath the waves. Mark will take you on a journey of weird and wonderful creatures, along with beautiful scenery. Learn about what exists in the world that many people do not get to experience.

Mark will cover the skills required to scuba dive safely and how to effectively and safely capture great images under the water. Come join us on a journey into warm waters on a cold winter night.





# CITY MEMORIES

## Sue Vo-Ho

Sue Vo-Ho uses the photographic medium as a means of aesthetic exploration of the world around us. She expresses a personal vision of a certain inner reality, and her images are, therefore, often tinged with a slight melancholy. Her projects are inspired both by the duality of the unbridled movement of cities and the emptiness of natural places.



Born in Saguenay, Sue Vo-Ho first studied cello and piano at the Conservatoire de musique in Chicoutimi. It was the attraction of photography that led her to leave music to study photography at the CEGEP du Vieux-Montréal. Her photographs have been seen in numerous publications such as Billboard Magazine, Voir, PhotoLife, Clin d'Oeil, La Presse, Le Devoir, Concrete Wave, and Rage Magazine.

She is a co-founder and active member of the collective of photographic



artists, Visio, with whom she exhibited her works at the Popular Museum of Photography and in several galleries in the metropolitan area. Since 2010, she has taught photography at the CFP Lachine.

She has won many awards, most recently in the 2017 and 2018 International Color Awards Competitions. She has exhibited on her own as well as participating in group exhibitions in Montreal, Toronto, and Shanghai, China.




# Print Theme Competition

2018 Fall Theme

(Nov. 29, 2018—second Print night)

## Shadows & Silhouettes




from internet

2019 Winter / Spring Theme

(Feb. 25, 2019—fourth Print night)

## Man-made Macro

(The inner and outer surfaces of man-made objects when seen through a macro lens.)



© Mariana Armata

Monday, February 04, 2019

# MACRO: HOW TO ACHIEVE IMPACT

Michel Bury

Macro photography gives us access to the fascinating world of small subjects in nature, like flowers, insects, and amphibians. However, this type of photography has specific technical and artistic challenges. This lecture will explain the gear required to achieve images with a reproduction ratio of up to 1:1 and the essential technical notions specific to macro. But, more importantly, it will show you how to add impact to your macro shots. The main themes that will be addressed are the use of the chromatic wheel, managing the narrow depth of field and the reproduction ratio, making the most of the compositional techniques, and selecting your subjects.

Michel Bury's photographs have won several prizes in Canada. He also received the 1st prize in the 2012



International Photo Contest "Festival de l'oiseau." His images have been published on a regular basis in several magazines, among which are Nature's Best Photography, Outdoor Photography Canada, Canadian Geographic, Nature sauvage, and Accueil Nat'Images.





Monday, March 04, 2019  
Member Presentation  
TBA

## What's New and Updated

### **MCC Competition Honourable Mention Score Revised**

This year we intend to improve our competition judging. To this end, our club is hosting a CAPA course on judging and, in addition, the executive committee has voted to make the following change to the scoring of Honourable Mention images: an Honourable Mention will be given to images with a score of 90 and over.

In the past judges tended to keep the scores between 70 and 80. It is hoped that the new HM definition will allow for a broader range of marks.

### **Website Members Area Password**

The new password for the "Members" section of the MCC website will be provided via email during the last week of September, 2018. Only those members who have paid for the 2018-2019 season will be receiving this email. Check your inbox!





Monday, April 01, 2019—first half of Print #5  
Member Presentation

## f64 PHOTOGRAPHY GROUP

Ann Pearson

Starting in the mid-nineteenth century, photographers used large-format cameras that produced glass negatives from which printable images could be made of the world's important historic sites in both natural and urban environments. Thus began the early documentary tradition. The argument that these images were just produced by a mechanical process with little human involvement motivated photographers to create images that looked like paintings to prove that they too were artists with what were called pictorialist images.

In the early 1930s, a group of West Coast American photographers broke away from this pictorialist style championed by New York-based photographer Alfred Steiglitz. Under the leadership of Ansel Adams, the f64 group (referring to the lens stop used to obtain maximum focus & depth of field) greatly contributed to the evolution of the modernist approach to photography. They wanted to promote a new aesthetic based on precisely exposed images of natural forms and found objects.

Images of the West represented a land of hope in the otherwise bleak time of the 1930s. The works of Ansel Adams were seen as "pictorial testimony...of inspiration and redemptive power."

The first group exhibit was in November, 1932, with seven members exhibiting. Later, as many as eleven photographers were part of the movement.

The most important members were Ansel Adams, Edward Weston, and Imogen Cunningham. Today their original signed prints sell at auction for as much as five or six figures in American dollars.



Ansel Adams



Edward Weston



Imogen Cunningham

Monday, May 06, 2019—first half  
MCC Annual General Meeting

Member Presentation—second half

TRAVEL PHOTOGRAPHY:  
The Importance of Preparation  
Guy Larin



Travel photography is a balancing act between having the right equipment on hand and not being weighed down by unnecessary paraphernalia that can—and will—be a burden when abroad. The type of travel—walking in cities, driving through countryside, tropical vacations, seeking out foreign landscapes and landmarks, safaris, etc.—will all have a bearing on what you should or should not bring with you and how it will be organized and carried.

Research on local landmarks, people, light, weather (rainy or dry season) will also dictate what equipment and clothing to bring along while keeping things as light as possible. This will



ultimately be reflected in the quality of the experience you will have and the images you return home with.



This presentation will provide a method of developing your own checklist of items to bring along to meet the specific requirements of any given trip or holiday. It will also cover ways of establishing, beforehand, some of the not-to-be-missed sights. Finally, it will deal with how to stay on top of your growing collection of photographs from your trip so that you don't get home to an almost insurmountable task of selecting and processing hundreds of raw images.



# Outings Observed Summer 2018



© Amir El Etr

June 02, 2018  
Automobile Junkyard



© Phillip Shapiro

June 16, 2018  
Dorwin Falls



© Phillip Shapiro

June 16, 2018  
Montreal Parachute



© George Liberman



© Rachel Bilodeau



© Rachel Bilodeau

July 11, 2018  
Fireworks—Country: Austria



© Amir El Etr



© Fortunato Rizzo

July 14, 2018  
Airport Photography



© George Liberman



July 18, 2018  
Fireworks—Country: Canada

© Rachel Bilodeau



© John Zimmerman

July 2018  
Fireworks



# Outings 2018-2019

We encourage everyone to send 6 images each and some candid photos of MCC members, after an outing, to the Webmaster (Rachel Bilodeau) to be posted on the MCC website in the Outings Gallery.

[mccwebmestre@gmail.com](mailto:mccwebmestre@gmail.com)

For more information on all outings please use the following link:

<http://www.montrealcameraclub.com/outings---2018-2019.html>

---

Saturday, September 15, 2018

## PARACHUTE CLUB & DORWIN FALLS

### (1) Parachute Jumpers Shoot

**Led By:** Lyne Brissette & Phillip Shapiro

**Cost:** approximately \$18

**Time:** 10:00 a.m.

**Time for Group Photo:** 10:15 a.m.

**Location:** 29 Route 125  
Saint-Esprit, QC J0K 2L0

1-450-839-1111; <https://parachutemontreal.ca/en/>

**Meeting Location:** picnic tables adjacent to the jump field

**Suggestions on what to bring:** the longest telephoto lens you have; dress for the weather

**Description of Outing:** This is a great opportunity to photograph jumpers as they come in for a landing.

**Note:** It is very important to register for this event as it might be cancelled due to the weather.



© Phillip Shapiro



## (2) Dorwin Falls

**Led By:** Lyne Brissette & Phillip Shapiro

**Cost:** \$8

**Time:** 1:00 p.m.

**Time for Group Photo:** 1:15 p.m.

**Location:** 3102 1ère Avenue, Route 33, Rawdon, QC 450-834-2551

**Meeting Location:** at the picnic tables adjacent to the parking lot

**Suggestions on what to bring:** Please bring your lunch and drinks. We will have our lunch before we start our tour of the falls.



© Phillip Shapiro

---

**Saturday, October 06, 2018**

## SCOTT KELBY 11th Annual WORLDWIDE PHOTO WALK

**Led By:** Sylvia Rourke

**Date:** Saturday, October 6, 2018

**Time:** 9:00 a.m.-11:30 p.m.

**Time for Group Photo:** 9:15 a.m.

**Location:** Old Montreal

**Meeting Location:** Place Jacques Cartier—in front of Hotel Nelson

**Suggestions on what to bring:** portrait lens; medium telephoto lens

**Clothing:** Dress according to weather conditions.

**Description of Outing:** A fun day to meet and participate in the Worldwide Photowalk.

Registration is limited to 50 people, so check our walk details and register today! Please note that this event is open to the public.

<http://worldwidephotowalk.com/walk/old-montreal/>



Sylvia Rourke

## Saturday, October 13, 2018 GRANBY ZOO

**Led By:** Phillip Shapiro

**Cost:** Regular: \$40.95; Seniors (65 and over): \$32.95

**Time:** 10:00 a.m.

**Time for Group Photo:** 10:15 a.m.

**Location:** 1050 David-Bouchard Blvd., Granby

**Meeting Location:** at the front gates

**Suggestions on what to bring:** portrait lens; long lens

**Clothing:** Dress accordingly for the weather.

**Description of Outing:** Come admire such exotic animals as our Amur Tigers, Snow Leopards, Japanese Macaques, Wallabies etc., and enjoy your day at the zoo.

**Website info:** <https://zoodegranby.com/en/the-zoo/spring-2>



© Gail Mager

---

## Saturday, October 27, 2018

### MONTREAL ZOMBIE WALK

**Led By:** Lyne Brissette & Phillip Shapiro

**Time:** 12:30 p.m.

**Time for Group Photo:** 12:45 p.m.

**Location:** Place des Festivals, Métro Place des Arts,  
Rue Ste-Catherine, Montreal, QC

**Meeting Location:** Place des Festivals, at the stairs on west side of Bleury

**Suggestions on what to bring:** portrait lens; long lens; flash

**Clothing:** Dress accordingly for fall weather.

**Description of Outing:** This is the highlight of Hallowe'en with up to 10,000 zombies marching uncoordinatedly in the streets!

**Facebook info:** <https://www.facebook.com/events/676215899422835/>

Check out: <http://www.spasm.ca/zombie-walk-de-montreal/>



© Kathy McDevitt

Saturday, November 10, 2018

## SNOW GEESE MIGRATION —VICTORIAVILLE

**Led By:** Ilana Block

**Time:** 11:00 a.m.


**Time for Group Photo:** 11:30 a.m.

**Location:** Réservoir Beaudet,  
Victoriaville, Rue Garand,  
near the intersection of  
Route de la Grande ligne #162 and Route 122

**Meeting Location:** at the réservoir

**Suggestions on what to bring:** long lens; landscape lens; tripod;  
chair; lunch

**Description of Outing:** nature photography photographing birds in  
flight



© Rachel Blodeau

---

Saturday, January 19, 2019

## STUDIO MODEL SHOOT

The location and shoot details will be provided at a later date.  
The membership will be notified through email.

---

Saturday, February TBA, 2019

## OUTING—TBA



Saturday, March 02, 2019  
BOTANICAL GARDENS—  
BUTTERFLIES GO FREE



© Shelley O'Connell

**Led By:** Phillip Shapiro

**Admission:** Adults \$20.25; seniors \$14.75; parking \$12:00 per day

**Time:** 10:00 a.m.

**Time for Group photo:** 10:30 a.m.

**Location:** Montreal Botanical Gardens, 4101 Sherbrooke East, corner of Pie-IX; 514-872-1400

**Meeting Location:** inside the butterfly greenhouse

**Suggestions on what to bring:** macro lens; 24-70 mm lens or 70-200 mm lens; external flash

**Clothing:** It is very warm inside but you can have your outerwear clothing checked.

**Description of Outing:** You can expect to observe at least 50 of the 75 different species flying free at any given moment in the greenhouses. Up to 2,000 butterflies and moths are fluttering about every day.

**Website:** <http://espacepourelavie.ca/>

**More Info:** <https://tinyurl.com/tripsavvy-bgf-info>

Sunday, March 17, 2019

## ST-PATRICK'S DAY PARADE

**Led By:** Lyne Brissette

**Date:** March 17, 2019

**Time:** 11:15 a.m.

**Time for Group Photo:** 11:30 a.m.

**Location:** to be announced

**Meeting Location:** to be announced

**Suggestions on what to bring:** portrait or medium lens;  
external flash

**Clothing:** accordingly for the weather

**Description of Outing:** The 196th St. Patrick's Day parade will take place on Ste-Catherine St. in downtown Montréal. It will leave from the corner of du Fort St. at noon and head east as far as Phillips Square.

**Website Info:** <https://tinyurl.com/2019-st-paddy-parade>



© John Zimmerman

---

Saturday, April TBA, 2019

OUTING —TBA

---

# DIGITAL SLIDESHOW COMPETITION

## Rules & Guidelines

John Surridge

Try a new way to demonstrate your photographic creativity and imagination this year. Unite your images with sound and music in an audiovisual presentation in the Digital Slide Show Competition to be presented at the meeting of April 08, 2019. Take the opportunity to experiment with your images, learn new presentation skills and have some fun.

The competition is open to class A and B members. The Catherine Rasmussen Trophy will be awarded to the winner of the competition on Awards Night.

### Rules

1. The presentation must be **no longer than four (4) minutes**. It may be shorter.
2. Presentations must be self-running MPG4 or MOV files that run independently of the software used for creation.
3. The presentation must be submitted to John Surridge no later than one week before the competition (the Monday previous to the competition) so that it may be tested and a judging list may be prepared. (Note that we no longer accept entries on the evening of the competition.)
4. Submissions should be on a USB key or CD/DVD with your name and the show title clearly indicated.
5. Do NOT place personal identification in the slideshow presentation itself.

### Judges

The judges will consist of the Club members and guests in the audience on the competition evening. They will be asked to consider how well the following work together to create an imaginative, entertaining and original presentation: theme; image quality; editing; story flow and pacing; music; sound effects and commentary; titles.

### Some Helpful Hints

The presentation may be on any theme, subject or range of subjects, of the photographer's choosing although your show should be cohesive since the time allotted, four minutes, is fairly short. You might like to go through your image collection and come up with a show that is funny or offbeat. Choose top-quality images with good technique and composition. Take the opportunity to edit your images so that you do not repeat similar images unless you have a specific point to make. Eliminate images that do not advance your story. Be ruthless!

With respect to timing, six to eight seconds per slide is a good starting point, but you may want to vary the duration of each slide and/or the type and timing of transitions used to move from one image to another according to your desired pace or the verbal or musical accompaniment.

Music selections should, ideally, complement your subject. When providing commentary, the remarks should be clear and the information accurate. The tone should be in keeping with your subject. Personal anecdotes can often help advance the story and keep the audience interested but remember that pacing, tempo, and timing are of the utmost importance.





### **Other Thoughts to Bear in Mind**

**Software:** You will require some type of software to prepare your slide show. We can not accept a folder of image files for manual presentation. A cohesive presentation file must be submitted. Effective shows can be created using Apple iMovie, or Windows Movie Maker through to Microsoft PowerPoint, Apple Keynote, or OpenOffice Impress, to the more complex ProShow by Photodex options or even a non-linear editor such as Adobe Premiere or Final Cut Pro.

In the past, the mid-range favourites have been ProShow Gold for PC and Fotomagico for Mac. They have extensive capabilities for a reasonable investment (about \$75). There are various free options available with varying capabilities. Both Lightroom and Photoshop Elements have slideshow creation capabilities, but they are limited as to types of transitions, music handling and formats in which the shows can be saved.

No matter what software is used to create your show, you must submit an MPG4 or MOV file. If necessary, Handbrake is an open source program that will convert between many video formats.

### **Testing**

If possible, try your show on a different computer to verify that it runs independently and that all music is properly functioning. If you are not sure, create a test file and bring it to me in February or early March so that we can try it out and, if problems are found, you will be able to make corrections for final submission to the competition.

### **Image Resolution**

The true resolution of the Club's projector is 3840 x 2160 pixels (4K UHD) but at this resolution the file sizes, even for a four-minute show, are very large. I recommend that you save your images and slide show at 1920 x 1080 pixels (HD) resolution. Most slideshow software, if left to default settings, will create your show at what it thinks is a reasonable image size (800x600 or 1200x800) so you may have to confirm this setting before saving. Some or all of your images may not respect the 16:9 proportion of HD. How you treat the surrounds is part of your creative process.

### **Strategy**

Set up a new directory or folder to receive all images, clip art, music, sound effects, etc. for your show. COPY all the files to this directory. Keep your original files separate. This is also where you should save all intermediate versions of your slideshow as you test it during development. Depending on your level of comfort with the computer, sub-folders for images, music and slideshow versions may be advantageous. Remember—to be on the safe side—always work with copies and never the originals of your images.

### **Music**

Ensure that any music or soundtrack is in fact attached to your slideshow when you save the show or burn it to disk. As a precaution, make sure to provide the music file with your show when you submit.

If you obtain your music through iTunes or similar online stores, ensure that you have the right to copy the file for use on any machine. We have had a problem in the past where moving the show to the Club's computer invalidated the right to the use of the music. The slideshow played, but silently. There is a substantial difference in a presentation's appeal with music as opposed to a silent show.

**Good luck and show us what you've got!!**



## CAPA JUDGING COURSE

The Montreal Camera Club will host a CAPA introductory judging course on Saturday, November 17, 2018, at the Westmount Park United Church.

This course is packed with information on what to look for in an image, how to appreciate the positive aspects, how to score, and how to report your findings in a commentary that is both respectful and educational.

A student judging manual and other written material will be provided, and the day will allow for many practice sessions, judging photographs in several genres (nature, abstract, portrait, etc.).

This course will also be helpful to those who have no interest in judging but who wish to improve their ability to analyze their own work.

Registration: <https://capacanada.ca/events/judging-course-montreal-qc/>  
If you have forgotten the coupon code for the host club reduced rate, please contact us at [mcc.communication.chair@gmail.com](mailto:mcc.communication.chair@gmail.com)

SAVE THE DATE IN YOUR CALENDAR!

Saturday, November 17, 2018

## MACRO WORKSHOP

Mariana Armata

A full-day indoor workshop on macro technique with Mariana Armata will be held sometime in February 2019. A notice with complete details and registration info will be sent out during the fall season.

## REMINDER

The annual MCC Holiday Party will be held on  
December 10, 2018.

Start planning the dish you want to share with  
your fellow members!



# Gemboree Competition

## 2019

Here are the SEVEN (7) themes for next year's competition.

**Images due: March 18, 2019**

You can start shooting now or look through your photo library for your submissions.  
(Images previously entered in any MCC competition are not eligible.)

Entry forms and further information for the Gemboree Competition will be available on the Club's website.

For more information contact Florence Jean at:

[mccgemboree@gmail.com](mailto:mccgemboree@gmail.com)

Please refer to the Gemboree Competition Guidelines for information at:

<http://www.montrealcameraclub.com/gemboree-guidelines.html>

The themes are open to your interpretation as long as you can show some relation to it.



1.

**OPTICAL ILLUSION**



2.

**INTERESTING  
FOOTWEAR**



3.

**CAPTURE  
AN HUMAN  
EMOTION**



4.

**WATER DROP  
ART**



5.

**SUMMER  
RAIN**



6.

**URBAN  
DECAY**

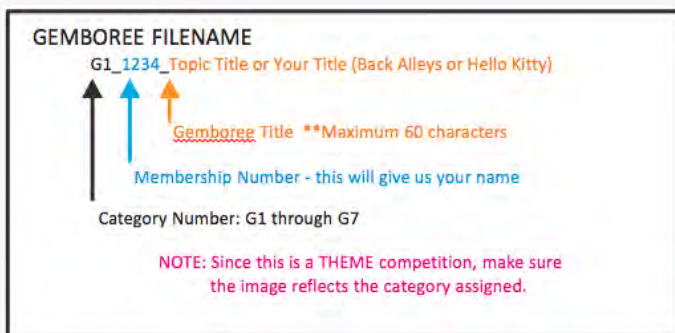


7.

**UMBRELLA(S)**



# Gemboree Competition Rules & Quick Reference Guide



## Rules:

- Each photographer may enter a maximum of seven (7) images.
- No more than ONE (1) image may be entered in any one category.
- Images previously entered in a Montreal Camera Club competition are NOT eligible.
- Digital images must be submitted along with an Entry form (refer below) to [mccgemboree@gmail.com](mailto:mccgemboree@gmail.com)

## Sizing:

- Digital images should be submitted with a maximum width of 3840 pixels and a maximum height of 2160.
- Files should be saved as .jpg images with a high-quality setting. Resolution (pixels per inch) is not relevant for the digital images. Images will likely be between 1 and 5 MB each.
- Please keep your email size to less than 10 MB per email to avoid problems sending and receiving. If necessary, send your submissions in multiple emails.
- Images saved at 85% quality will likely retain almost all detail and will most likely be less than 2 MB each, depending on image content.

## Judging Criteria:

- How well the image portrays the category title
- Impact
- Composition
- Technique
- Maximum 10 points per image from each of 3 judges.

**Note:** Images NOT portraying the category title may be disqualified.

Entry forms are available on the Club's Website <http://tinyurl.com/Gemboree-Entry-Form-2018>

For more information contact Florence Jean at: [mccgemboree@gmail.com](mailto:mccgemboree@gmail.com)

Please Note: **ALL TITLES** should be written **without** any underscores in the titles or all the words stuck together.

Any entry not complying **WILL BE RETURNED** to the maker to make the proper adjustments to their titles.

For example: **ACCEPTED:** G1\_1234\_Title      **REJECTED:** G1\_Your name\_1234\_Title

Revised: August 2017



# General Competition

## Quick Reference Guide:

### File Naming and Image Sizing

#### PICTORIAL FILENAME

P\_1\_1234\_B\_Happy Child With Ice Cream

↑ ↑ ↑ ↑ ↑  
 Pictorial Title \*\*Maximum 60 characters  
 Membership Class: A as designated by the Committee, otherwise B  
 Membership Number - this will give us your name  
 Image Number: 1, 2, 3 (4 for makeup entries)

The category you will be putting your print into:  
 P for Pictorial, C for Creative, S for Street Photography

#### The categories:

- P for Pictorial  
 i.e. interesting subject matter, from flowers to architecture, car details to ballet dancers - anything that is not Street or Creative.
- C for Creative  
 i.e. artistic, imaginative, use of composites, clear evidence of altered reality.
- NOTE: Judges may disqualify not reflecting the category.**
- S for Street Photography  
 i.e. captures a decisive moment, tells a story, has an emotional quality, candid human interaction, records unposed scenes in public spaces

#### NATURE FILENAME

A\_1\_1234\_B\_Great Blue Heron In Habitat

↑ ↑ ↑ ↑ ↑  
 Nature Title \*\*Maximum 60 characters  
 (The title of your picture should be explanatory not artistic.)  
 Membership Class: A as designated by the Committee, otherwise B  
 Membership Number - this will give us your name  
 Image Number: 1, 2, 3 (4 for makeup entries)

The category you will be putting your print into:  
 G for General Nature, B for Botany, Z for Zoology, O for Ornithology

**NOTE: Any image in Nature is disqualified if there is any evidence of the HAND OF MAN.**

#### The categories:

- G for General Nature  
 i.e. geological features in landscapes, seascapes, etc., but the title should specify the aspect of nature depicted.  
 e.g. granite rocky mountains, glacial moraine, tidal pools, boreal forest, etc
- B for Botany  
 i.e. main subject is a specific plant, mushroom, fungi, to trees or wildflowers. (no cultivated plants)
- Z for Zoology  
 i.e. creature(s) as the main subject, insects to bison, starfish to whales (domestic animals prohibited)
- O for Ornithology  
 i.e. birds only, in their natural habitat.

#### PRINT FILENAME

M\_1\_1234\_B\_My Print Title

↑ ↑ ↑ ↑ ↑  
 Print Title \*\*Maximum 60 characters  
 Membership Class: A as designated by the Committee, otherwise B  
 Membership Number - this will give us your name  
 Print Number: 1, 2, 3, 4 (5, 6, 7 for Theme Competitions)  
 \*\* No double digit Print Numbers

The category you will be putting your print into:  
 M for Monochrome, C for Colour, CR for Creative, TH for Theme

#### The categories:

- M for Monochrome  
 i.e. shades of grey, black and white, sepia or a single hue
- C for Colour
- CR for Creative  
 i.e. artistic, imaginative, use of composites, altered realities.
- TH for Theme  
 Image to reflect the theme assigned (Theme changes each season.)
- NOTE: The judges may disqualify Images NOT reflecting the Category or Theme**

**Digital images should be submitted with a maximum width of 3840 pixels and a maximum height of 2160**

Please Note: All TITLE words should be written without any underscores in the titles or all the words stuck together.  
 Any entry not complying WILL BE RETURNED to the maker to make the proper adjustments to their title.



# Interpretive Theme Challenge

## Monday, January 21, 2019

The image below will be emailed to all members six to seven weeks before the due date for submission, Thursday, January 17, 2019. Your mission, should you choose to accept it, is to turn it into a work of wonder! Use whatever technique, colour or composite that strikes your fancy. Amaze us!!

We'll all enjoy the results of your efforts after the Second Nature Competition.



© Sylvia Rourke

## Submission Deadline:

## Thursday, January 17, 2019

## SUBMIT AN ARTICLE!

Do you have an article, news item or tips and photographic experiences that you wish to share with other members? If so, the Cameragram's editorial team is looking for your input! You do not have to be a writer—if you've got the idea we'll help you put it together.

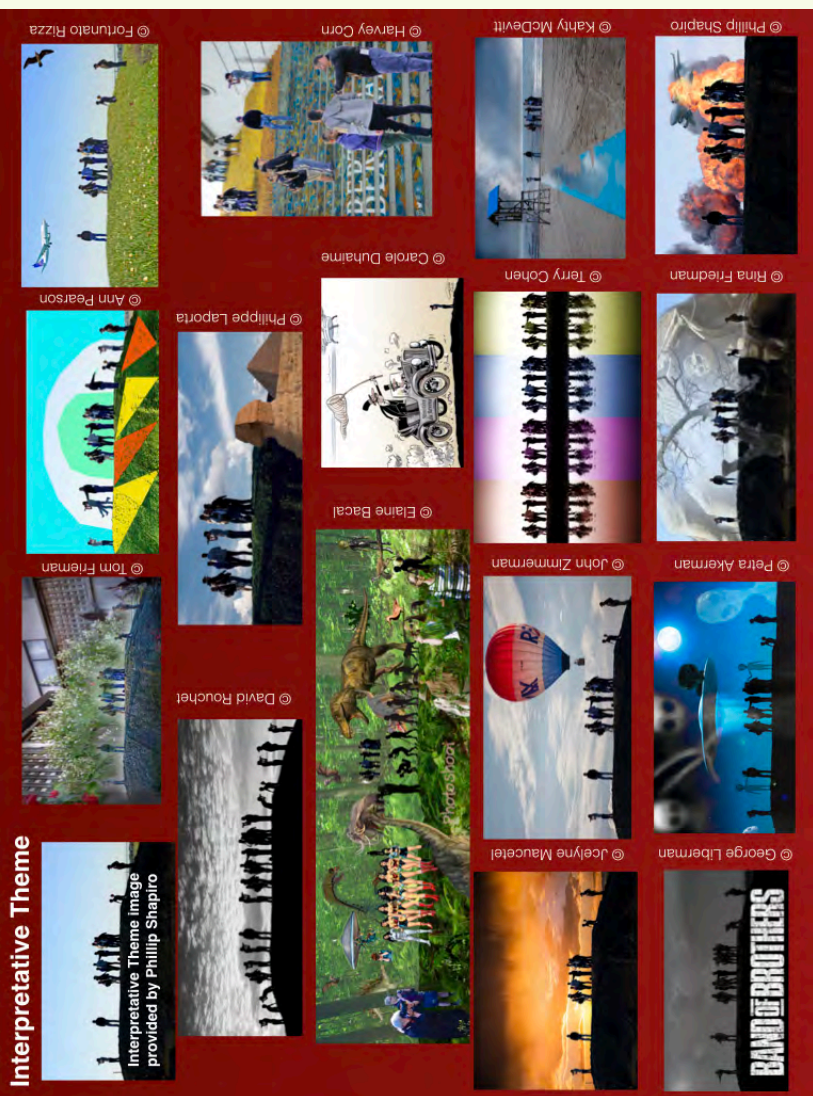
To contribute, please contact Sylvia Rourke for submission details by email at [mcccameragram@gmail.com](mailto:mcccameragram@gmail.com).

Please note: deadline submission date for the next Cameragram is April 30, 2019.



# Interpretive Theme Challenge

## Sample Entries, November 2017



# Did you miss the summer Cameragram in digital format only?

You can read it on the MCC website  
or download it to read later:

<http://www.montrealcameraclub.com/cameragram-summer-2018.html>

This link is to the members' version which contains the financial statement. To see it, log in to the Members' area.



# TIP OF THE HAT

## MCC Members Honoured

June 20, 2018

Congratulations!

Members of the Board of Directors and Board of Trustees of Shriners Hospitals for Children—Canada held a reception on June 20, 2018 honouring MCC photographers who generously contributed their photographs to the hospital. Thanks to the leadership and efforts of Danny Taran, these photographs now grace the walls of the examination rooms, lab and test rooms, bedrooms, doctors' offices, conference rooms, etc.



The honoured photographers are, left to right:

Rachel Bilodeau, Claude Bélanger, Steve Lash, Sylvia Rourke, Danny Taran, Mike Streicher, Pam Fogarty, Gail Mager, Normand Loiselle, Maria Teresa Garavito, Nancie Wight and Ilana Block  
Missing from the photo: Kathy McDevitt, Evelyn Young, Paul Eifert and John Zimmerman


## Marlene Hornstein

Congratulations to Marlene for her image that received an Honourable Mention Award in the CAPA 2018 Photo Challenge Competition, May 31, 2018.

The theme this year was "Landscapes." Only two photos from each photographer were accepted. There were 71 entrants, with a total number of images of 139.

All the winning images may be seen at:

<https://capacanada.ca/competition-winners-2018-photo-challenge/>



## MCC Images Win for Canada at CAPA Four Nations Cup

Congratulations to our four entrants who contributed to CAPA's win as a nation at the Four Nations Cup (Canada, South Africa, Australia, New Zealand). This brings MCC to the forefront of clubs in Canada—let's keep up the good work!

The submitted images were by:

Ilana Block in "Nature," Alex Buchanan in "Monochrome,"  
and Kathy McDevitt and George Liberman for "My Country."

Our club members who contributed to our country's entry can be proud to say that they were part of a winning team. To add to the excitement, we have learned that George Liberman, with his photo of My Nova Scotia, received an Honourable Mention.

More Details may be seen at

[https://capacanada.ca/capa-four\\_nations\\_2018\\_win/](https://capacanada.ca/capa-four_nations_2018_win/)

# CREATE A POSTER

Monday, March 18, 2019—second half of Nature #5

Create a customized, inspirational, motivational or fun poster and display your message in an eye-catching way.

Some guidelines to creating a poster with your image:

- keep the look clean
- use a headline; think about a single word, sentence, phrase or quote that will get people's attention
- use of a border is optional
- free trial versions of motivational poster makers are available online

Check out <http://bighugelabs.com>

Submission:

- maximum of three (3) per member.
- submit images to Sylvia Rourke at [mcccameragram@gmail.com](mailto:mcccameragram@gmail.com)
- **deadline for submission: Thursday, March 14, 2019.**



© Fortunato Rizza



© Elaine Bacal



© Phillip Shapiro



© John Surridge





# Montreal Camera Club Program Schedule September – December 2018

SEPTEMBER	Monday	03	Labour Day - No Meeting
	Wednesday	05	What we did last Summer images due
	Monday	10	Opening Night – “What we did last Summer”
	Saturday	15	OUTING: Montreal Parachute and Dorwin Falls
	Monday	17	Guest Speaker: Ron Levine - "Off the Beaten Track"
	Monday	17	Pictorial #1 images due
	Monday	24	Pictorial #1 Competition
OCTOBER	Monday	24	Nature #1 images due
	Monday	01	Nature #1 Competition
	Monday	01	2 <sup>nd</sup> half: Member Presentation: Marlene Hornstein - “Scoop on CAPA”
	Saturday	06	OUTING: Scott Kelby Worldwide Photowalk - “Old Montreal”
	Monday	08	Thanksgiving - No Meeting
	Saturday	13	OUTING: Granby Zoo
	Monday	15	Guest Speaker: Supreet Sahoo - “Tropical Nature Photography”
	Monday	22	Flea Market and Educational Night
	Thursday	25	Print #1 titles and digital images due
	Saturday	27	OUTING: Montreal Zombie Walk
	Monday	29	1 <sup>st</sup> half: Member Presentation: Peter Graham - “Two Passions”
NOVEMBER	Monday	29	Print #1 Competition
	Monday	05	Bonnie Nichol Guest Speaker: Chris Harris - “A Photographer’s Journey”
	Monday	05	Pictorial #2 images due
	Saturday	10	OUTING: Snow Geese Migration - Victoriaville
	Monday	12	Pictorial #2 Competition
	Monday	12	Nature #2 images due
	Monday	19	Nature #2 Competition
	Monday	19	2 <sup>nd</sup> half: Reworking of Images
DECEMBER	Saturday	24	OUTING: Automobile Graveyard
	Monday	26	Guest Speaker: Louise Abbott - “My Life as a Documentary Photographer”
	Thursday	29	Print #2 and Theme titles and digital images due
	Monday	03	1 <sup>st</sup> half: Member Presentation: Lorraine Deslauriers - “Zen and Contemplative Photography”
	Monday	03	Print #2 and Theme Competition
	Friday	07	Holiday Greeting Card images due
	Monday	10	Holiday Party / Slideshow of Holiday Greeting Cards



© Diane Vallée







## Montreal Camera Club Schedule January – May 2019

JANUARY	Monday	07	Guest Speaker: Mark Lachovsky - "Beneath the Waves"
	Monday	07	Pictorial #3 images due
	Monday	14	Pictorial #3 Competition
	Monday	14	Nature #3 images due
	Thursday	17	Interpretive Theme Challenge images due
	Saturday	19	OUTING: Model Studio Shoot – Details to follow
	Monday	21	Nature #3 Competition
	Monday	21	2 <sup>nd</sup> half: Interpretive Theme: George Liberman
	Thursday	24	Print #3 titles and digital images due
	Monday	28	1 <sup>st</sup> half: Guest Speaker: Sue Vo Ho - "City Memories"
	Monday	28	Print #3 Competition
FEBRUARY	Monday	04	Guest Speaker: Michel Bury - "Macro: How to Achieve Impact"
	Monday	04	Pictorial #4 images dues
	Monday	11	Pictorial #4 Competition
	Monday	18	SPPQ PRINTS – Judged by MCC Members
	Monday	18	Nature #4 images due
	Monday	25	Nature #4 Competition
		25	2 <sup>nd</sup> half: Reworking of Images 11
	Thursday	28	Print #4 and Theme titles and digital images due
MARCH	TBA	TBA	OUTING: TBA
	Saturday	02	OUTING: Botanical Gardens: Butterflies Go Free
	Monday	04	Speaker / Member Presentation - TBA
	Monday	04	Print #4 and Theme Competition
	Monday	04	Pictorial #5 images due
	Monday	11	Pictorial #5 Competition
	Monday	11	Nature #5 images due
	Thursday	14	Create a Poster 2019 images due
	Sunday	TBA	OUTING: St. Patrick's Day Parade
	Monday	18	Nature #5 Competition
	Monday	18	2 <sup>nd</sup> half: Create A Poster
	Monday	18	Gemboree 2019 images due
	Monday	25	Gemboree 2019 Competition
	Thursday	28	Print #5 titles and digital images due
APRIL	Monday	01	1 <sup>st</sup> half: Member Presentation: Ann Pearson - "f64 Photography Group"
	Monday	01	Print #5 Competition
	Monday	01	Slideshow 2019 Presentations due
	Monday	08	Slideshow 2019 Competition
	Monday	15	Images of the Year: Pictorial, Street, Creative
	Monday	22	No Meeting: Easter and Passover
	Monday	29	Images of the Year: Nature and Print
	TBA	TBA	OUTING: TBA
MAY	Monday	06	Annual General Meeting
	Monday	06	Member Presentation: Guy Larin - "Travel Photography: Importance of Preparation"
	Monday	13	Awards Night and Closing Party



# MCC Executive 2018 – 2019 Season

	<b>BRIAN McPHEE</b> President <a href="mailto:mcclubpresident@gmail.com">mcclubpresident@gmail.com</a>		<b>GEORGE LIBERMAN</b> Immediate Past President
	<b>ANN PEARSON</b> 1st VP / Program Chair & Education <a href="mailto:mccprogram@gmail.com">mccprogram@gmail.com</a>		<b>LORRAINE DESLAURIERS</b> Program Co-Chair <a href="mailto:mccprogram@gmail.com">mccprogram@gmail.com</a>
	<b>CINDY CANAVAN</b> 2nd VP / Membership Chair <a href="mailto:mccmemberships@gmail.com">mccmemberships@gmail.com</a>		<b>KATHRYN MASON</b> Treasurer
	<b>FRANCES CABLE</b> Secretary		<b>SYLVIA ROURKE</b> Communications Chair <a href="mailto:mcc.communication.chair@gmail.com">mcc.communication.chair@gmail.com</a>
	<b>KATHRYN MASON</b> Judging and Standards		<b>PAM FOGARTY</b> Print Chair <a href="mailto:mccprint@gmail.com">mccprint@gmail.com</a>
	<b>BASHAR DAHABRA</b> Pictorial Chair <a href="mailto:mccpictorial@gmail.com">mccpictorial@gmail.com</a>		<b>CHARLES EKLOVE</b> Nature Chair <a href="mailto:mccnature1@gmail.com">mccnature1@gmail.com</a>
	<b>PHILLIP SHAPIRO</b> Outings Co-Chair <a href="mailto:mccoutings@gmail.com">mccoutings@gmail.com</a>		<b>LYNE BRISSETTE</b> Outings Co-Chair <a href="mailto:mccoutings@gmail.com">mccoutings@gmail.com</a>
	<b>FLORENCE JEAN</b> Social Chair <a href="mailto:florencejean@me.com">florencejean@me.com</a>		<b>NORMAND LOISELLE</b> House Chair
	<b>BRIAN McPHEE</b> Honours Chair <a href="mailto:mcchonours@gmail.com">mcchonours@gmail.com</a>		



## MCC Volunteers 2018 – 2019 Season

	<p><b>RACHEL BILODEAU</b> Webmaster, Facebook and Cameragram Proofreader</p> <p>mccwebmestre@gmail.com</p>		<p><b>JOHN SURRIDGE</b> Statistics</p>
	<p><b>FLORENCE JEAN</b> Gemboree Competition</p> <p>mccgemboree@gmail.com</p>		<p><b>AFRIC EUSTACE</b> Social Assistant</p>
	<p><b>PHILIPPE LAPORTA</b> SPPQ Liaison</p> <p>philippe.laporta@gmail.com</p>		<p><b>ANN PEARSON</b> Judging Seminars, Cameragram Copy Editor and Proofreader</p>
	<p><b>FRANCES CABLE</b> MailChimp/Internal Emails/ Communication</p> <p>mcc.communication.chair@gmail.com</p>		<p><b>CARMEN CARBONE</b> Cameragram Proofreader</p>
	<p><b>SYLVIA ROURKE</b> Cameragram, Social Media, Create a Poster, Website Editor</p> <p>mcccameragram@gmail.com</p>		<p><b>GEORGE LIBERMAN</b> Interpretive Theme Challenge</p>
	<p><b>CINDY CANAVAN</b> Cameragram InDesign Layout</p>		<p><b>MARLENE HORNSTEIN</b> CAPA Liaison</p>
	<p><b>ARMANDO RAFAEL</b> SPPQ Liaison Assistant</p>		<p><b>NADA MARIE MAYLA</b> Nature Assistant</p>
	<p><b>BASHAR DAHABRA</b> Twitter/Communications</p>		<p><b>JOANN EGAR</b> Cameragram Proofreader</p>



THE ROTHENBERG GROUP

*With our compliments...*

**Stocks**

**Mutual Funds**

**RRSPs**

**Life Insurance**

**Bonds**

**GICs**

**RRIFs**

**Life Annuities**

*"Because you deserve more"*

WESTMOUNT  
(514) 934-0586

WEST ISLAND  
(514) 697-0035

SOUTH SHORE  
(450) 321-0001

CALGARY  
(403) 228-2378

[www.rothenberg.ca](http://www.rothenberg.ca)

---

PRINTED BY



1520 de Maisonneuve O.  
Montreal, Qc H3G 1N1  
Tél.: 514-931-3063  
Telec: 514-931-0252  
[print@copiesconcordia.com](mailto:print@copiesconcordia.com)  
[www.copiesconcordia.com](http://www.copiesconcordia.com)

---

The Montreal Camera Club meets every Monday evening from 7:30 to 10:00 PM  
in the hall of the Westmount Park Church, located at  
4695 de Maisonneuve West  
Westmount, QC H3Z 1L9

The cross street is Lansdowne Avenue.

The articles and photographs in this Cameragram are copyrighted and are not to be reproduced or modified without the creator's written permission. For more information or a release, please contact the Editor at [mcccameragram@gmail.com](mailto:mcccameragram@gmail.com)