

# GUIDELINES FOR NEW AND RETURNING MEMBERS



Founded in 1892

## 2020-2021 Season

### **Montreal Camera Club**

Westmount Park Church  
4695 de Maisonneuve West  
Westmount, QC H3Z 1L9

[www.montrealcameraclub.com](http://www.montrealcameraclub.com)

# C a m e r a g r a m

*Ann Pearson*

# Table of Contents

03.....	Mission Statement/Helpful Links
04.....	The President's Welcome Message
07.....	The Editor's Word
08.....	Membership Chairs' Welcome Message
09.....	Program
19.....	Trophy & Certificate Competitions
19.....	Digital Slide Show Competition
20.....	Pictorial Competitions
21.....	Pictorial Competition Rules & Quick Reference Guide
22.....	Nature Competitions
23.....	Nature Competition Rules & Quick Reference Guide
24.....	Theme Challenges
25.....	Theme Challenge Competition Rules & Quick Reference Guide
26.....	Gemboree Competition
27.....	Gemboree Rules & Quick Reference Guide
28.....	Non-Trophy Challenges
28.....	Diarama
30.....	Create-a-Poster Challenge
30.....	Interpretive Theme Challenge
31.....	External Competitions
32.....	Outings
43.....	Executive Committee 2020-2021
45.....	Volunteers 2020-2021
46.....	Fall Calendar - Schedule
47.....	Winter Calendar - Schedule

COVER IMAGE:  
"Vending Machine Palette"  
© Ann Pearson

The Cameragram is the official guide to the Montreal Camera Club competitions and outings. All of the information in this guide and much more may be found on the Club website:  
[www.montrealcameraclub.com](http://www.montrealcameraclub.com)

## EDITORIAL TEAM

Editor-in-Chief.....	Frances Cable
Assistant Editors:	
Editor & Layout.....	Margaret White
Copy.....	Margaret White
Proofing.....	Rachel Bilodeau, Cindy Canavan
	Joann Egar, Sylvia Rourke
Webmaster.....	Rachel Bilodeau



# MCC Mission Statement

“The purpose of the Montreal Camera Club (MCC) is to provide an educational, social, and recreational program for the benefit of its members in a supportive and cooperative atmosphere with emphasis placed on the art of photography. The Club achieves these goals through the use of competitions, outings, and lectures.”

## Helpful Links

### **Calendar:**

<https://www.montrealcameraclub.com/calendar.html>

### **Presenters:**

<https://www.montrealcameraclub.com/presentations.html>

### **Outings:**

<https://www.montrealcameraclub.com/mcc-outings.html>

### **Competitions:**

#### **Pictorial:**

<https://www.montrealcameraclub.com/pictorial2020.html>

#### **Nature:**

<https://www.montrealcameraclub.com/nature2020.html>

#### **Challenge:**

<https://www.montrealcameraclub.com/challenge.html>

#### **Gemboree:**

<https://www.montrealcameraclub.com/gemboree2020.html>

#### **Diarama:**

<https://www.montrealcameraclub.com/diarama2020.html>

#### **Rules Governing Monthly Competitions:**

<https://www.montrealcameraclub.com/competition-rules.html>

The Rules Governing Monthly Competitions will be updated shortly. Members will be notified by email when the updated rules are posted.

### **Gallery:**

<https://www.montrealcameraclub.com/gallery.html>

### **Competition Winners:**

<https://www.montrealcameraclub.com/competition-winners.html>

### **MCC Trophies & Definitions:**

<https://www.montrealcameraclub.com/trophies-and-definitions.html>



# The President's Welcome Message

As it turns out, our 2019-2020 season was very different from what we had expected. The social restrictions following the outbreak of COVID-19 put a big dent in our plans for programming, outings, and even competitions. Nonetheless, last year we made it to the end with only a few planning casualties.

Our 2020-2021 season's meetings will be online for the fall. We will re-evaluate the feasibility of meeting at the church sometime in November. Meanwhile, we have learned how to do online judging and comment sessions. We have also held weekly judging tutorials with very good results.

Those of you who attended the online meetings know that we used the free version of WebEx. When the free version was no longer available, we met with officers of the Lakeshore Camera Club and decided to share a WebEx Enterprise account. Between us we have five meeting rooms with a huge number of maximum participants. During the fall, Lakeshore will hold its meetings on Monday evenings, and MCC meetings will be held on Wednesdays. In the winter, assuming we are still online, we will switch evenings. In this way, all MCC members may attend the LCC meetings and vice versa. We will also be able to more easily share judges. Although LCC members may observe our competition evenings when the comments are given, they will not be eligible to participate. Similarly, we will not participate in their competitions but may attend their results evenings. We will also share tutorials and outings (although some of these events will have a maximum number of participants).

The cost of some speakers will not be shared and those meetings will be closed to the other club. Those meetings will be clearly marked on our calendars.

Your executive continued to work throughout the summer, to ensure that our club meetings and activities would continue in one format or another, for our upcoming year.

Here is a brief summary of some of the tasks completed by your executive last year and over the summer:

- MCC was registered as a non-profit organization, making it eligible for G-Suite for free. We can now use our registered domain name for our email address;
- We implemented the use of Square, allowing membership dues to be paid online or in person at meetings (in the good old days);
- It was decided to present winning prints the week after the Print competition. Small easels were purchased for this purpose;
- Theme was added to Print as a category;
- Images are now archived on Google Drive and also SmugMug. The latter is almost ready to be opened to the membership for viewing. This has made CAPA and SPPQ image selection much easier;
- Competition rules were updated with new sub-categories in Creative, and dropping Street in favour of Photojournalism;
- A committee was struck to review trophies, ribbons, and certificates pursuant to the new Division categories. The review is to be completed before the start of our next season;
- A committee was struck to evaluate subscription software made for photo clubs with competitions. In the end, most of this software required the club to change how it operates to conform with the software and not vice versa. Michael Folinsbee started a mini-project to randomize images for the Chairs, and over time this turned into a software called C4;



Cindy Canavan





# The President's Welcome Message (Continued)

- While still in development, the C4 software is being used to process all competition images, removing a huge part of the competition chairs' workload;
- Judging tutorials were set up and well attended. These continue online;
- It was decided to stop serving plastic bottles of water for environmental reasons;
- The purchase of a new club laptop was approved but has been suspended pending return to physical meetings;
- Due to Covid-19, it was decided to hold the last Print competition using digital images; if the situation is similar next year then Print will be replaced by Theme competitions — no trophies.
- We have a WebEx subscription, shared with Lakeshore Camera Club.

Our Pictorial Chair, Bashar Dahabra, stepped down after a 3-year stint as co-chair and then chair. Bashar took care of our largest competitions without the benefit of a co-chair — this was an amazing accomplishment, given the amount of work required by each competition. Although last year was very demanding on Bashar in his personal life, he was able to organize the judges every time, most of whom were external. Booking the judges is often mentioned as the task least liked by the chairs. Bravo, Bashar! We hope to see some terrific aviation images from you as a regular member.

Charles Eklove also started the year with no Nature Co-Chair. Luckily, Jacques Stzuke offered his services. Charles also stepped down and Jacques was elected as chair for this year. It was noted that the submissions to Nature have dropped by 15% compared to the previous year, but we do have 45 members competing in this division.

The Print Division was most affected by the pandemic since it was not possible to get three judges into one room to judge, not to mention the logistical difficulty of transporting and handling prints. The final competition, Print #5, was judged online using digital images, so that the trophies which require statistics from all 15 Club competitions could be calculated and awarded. Pam and Margaret have been super-organized with their work and have done a great job this year.

This year Print competitions will be suspended and in their place Pam and Margaret will run five Challenges. These will each have a theme and the judges will provide comments and select the best images but there will be no scores given and no trophy.

Although the pandemic has curtailed our outings, Phillip and Lyne were still able to accompany between fifteen and thirty-five members on seven outings, as well as to host two workshops: water drops and macro. These events have made a huge contribution to the camera club, encouraging members to try different types of subjects, to socialize with fellow photographers, and also attracting new members. Phillip and Lyne have shown an outstanding dedication to expanding the horizons of our members. Many outings for the 2020-2021 season have been planned, with social distancing practices in effect.

Creating a year's worth of interesting speakers and educational events is a very challenging process, requiring lots of brainstorming and patience. Lorraine Deslauriers was able to work with Ann Pearson last year, but sadly we lost Ann in May. Ann's experience and vast number of contacts is irreplaceable, but Lorraine's program for the upcoming year shows that she is up to the task. The season's program is quite varied and will have something to interest everyone. Thanks so much for your hard work, Lorraine.

Philippe Laporta has placed all of the images submitted by the MCC to SPPQ competitions on the MCC Google Drive, making it easier to ensure that there are no repeat submissions.

Our CAPA liaison, Carole Pelletier, has been a model of organization, keeping our members on track with all of the CAPA competitions, organizing the selection of images, and taking care of submissions to each competition. We have had an exceptionally good year as a competing club, winning two golds, a bronze, and many HMs.

# The President's Welcome Message (Continued)

Last year Florence Jean and Afric Eustace once again provided the focal point for the social part of our meetings at the church. Besides showing up well ahead of the start of every meeting, these two had to make sure that all of the cookies, the coffee, the tea, and the juice are well stocked, which meant several trips per year to the places with the best prices (or the best cookies!). This year, acting on a proposal by Florence, it was decided to become eco-friendly by ending the sale of water in plastic bottles and encouraging everyone to bring their own cups and water bottles. Excellent initiative!

Florence and Ann Pearson were instrumental in setting up judging tutorial sessions for our members. These were very well received. Since the Club suspended meeting at the church, the tutorial sessions have resumed with Florence as the coordinator. Thanks go to Florence for the many hours she has put into organizing these evenings, and thank you to Guy Larin, who has stepped up to co-moderate the sessions with me.

Every member who has visited the club website owes a huge thank you to Rachel Bilodeau, our own Webmaster. Rachel has spent countless hours at her computer, updating competition results, posting notices, making code changes, and accomplishing a myriad of other tasks. She does this while holding down a full-time job "and" taking marvelous ornithology shots. And working on Creative shots. And... well, it's a long list. A huge thank you to Rachel!

All of us have been on the receiving end of club reminder emails, Tip of the Hat emails, and notices of events. We have all paid our membership dues. Many of us have asked to have some piece of information posted on the website. The Executive communicates through MCC domain email addresses and shares or selects images on the MCC Google Drives. For free. This is due to the tireless work of Frances Cable, our Communications Chair, who inherited her mantle from Sylvia Rourke. Frances' work touches on every aspect of the Club, and she works in an efficient and friendly manner with everyone who calls or writes, asking her to solve their current problem. Another huge thank you to Frances!

Carole Duhaime had the great initiative to set up the Summer Challenge. Thanks, Carole! These unscored competitions were well attended, receiving approximately ninety-five submissions per challenge. An unexpected benefit of running these challenges online was the experience gained in the area of online judging and commenting, which has prepared us for our new online year.

As Michael Folinsbee was working on C4 for the competitions, he realized that he could probably write some code that would perform the calculations required to figure out the trophy and certificate winners. And he has done it. Amazing! Anyone who has looked at the dog's breakfast of trophy requirements would know how challenging this project was. Michael had a great deal of help from our Wizard of Statistics, John Surridge. They spent days comparing the results of calculations and locating where the mismatches occurred. Jacques Stuzke also gets a thank you for his dogged tracking down of anomalies in the Nature numbers. Thank you, thank you, thank you!

Then Michael took on the task of creating a new method of presenting the images, with their titles, to the judges in a way that allowed them to record their comments. This proved to be tremendously successful and truly appreciated over the summer. The C4 software then had to be updated to include scoring for the upcoming competitions. This is a terrific achievement which has taken a superhuman effort - bravo, Michael!

Finally, Margaret White, with an assist from Frances Cable, has taken over the production of the Cameragram layout, for which I am very grateful!

I am looking forward to a very interesting online season. Let's meet the challenge!

**Cindy Canavan**

President

[president@montrealcameraclub.com](mailto:president@montrealcameraclub.com)



# The Editor's Word

Welcome to a new season of the Montreal Camera Club. Especially since the pandemic became virulent in early March, this has been a challenging time for us all. Adjustments have been made affecting virtually every aspect of our respective lives. Our aim is to keep you active and involved with photography and find ways to keep learning and trying new things.

The executive spent the spring and summer looking for opportunities to engage you with online meetings, tutorials, challenges, and the return of our summer outings, albeit suitably distanced and masked. We have formed a partnership with the Lakeshore Camera Club in the hope that we are able to create new and challenging opportunities to stay engaged with fellow photographers.



Frances Cable

Last year was my first year as Editor-in-Chief and we produced a booklet designed to provide essential information for competitions, outings and Program. I have been on the Executive of the Montreal Camera Club since 2010 and still am the Secretary of the Executive Committee. As a consequence, I have had extensive contact with many of you over a number of years.

I wish to express appreciation to Cindy Canavan, Assistant Editor — InDesign Layout (among many hats) for the hard work and dedication she has given over the years to the Cameragram. This year we are fortunate to have Margaret White, who has taken over the role of Assistant Editor — Layout, for this latest version of the annual Cameragram. Margaret has worked tirelessly over the summer to create, format and populate this booklet in a software called Affinity. Margaret, who in a previous life worked alongside engineers and their ilk, had mastered AutoCAD and has comfortably learned this software.

Because of the lack of in-person meetings, only a few hard copies of this booklet will be available, primarily for archival purposes. Instead, the digital version of this handbook will be available to the membership at large on our website, to read and/or download as a pdf. The goal is to provide a summary of everything new in the coming year, the presentations, outings, competitions and various challenges. However, for the latest and most up-to-date information please check the website periodically. In addition, Carole Duhaime and I do our best to provide active and timely updates on MailChimp so it would be appreciated if you checked your email on a routine basis.

## Frances Cable

Cameragram Editor

[communications@montrealcameraclub.com](mailto:communications@montrealcameraclub.com)

# Membership Chairs' Welcome Message

We are all experiencing the dramatic impact of COVID-19 on our personal lives, our families, and our society. Like many other clubs and organizations, the Montreal Camera Club has adapted in multiple ways. Our meetings, competitions, and outings have all been significantly reconfigured.

The MCC Webex subscription is now being used for member meetings, training, competition judging, and event planning. As a trial, closed captioning will soon be available.

Excellent progress has been made over the summer by Cindy Canavan, Guy Larin, and Florence Jean to foster consistent, quality judging. Competition image-coding requirements have been simplified and the titles are now displayed with the images.

We aim to keep our online meetings concise and enjoyable for all. During our online meetings we encourage members, if possible, to turn on their video feed and to interact with other members via the chat.

We have had the pleasure of welcoming several new members over the past few weeks. All paid-up members as of September 30 will be receiving their personalized MCC membership card as a PDF document. If you haven't already renewed, you now have the convenience of completing the process via the MCC website.

Like all clubs, MCC is grounded on a collective volunteer effort. Please let us know if you would like to get involved.

We look forward to sharing our collective photographic journey together.

Stay safe!

## Michael Folinsbee & Frances Cable

Membership Co-chairs

[membership@montrealcameraclub.com](mailto:membership@montrealcameraclub.com)



Michael Folinsbee



Frances Cable

# Program

Your program Chairs have put together another inspiring list of guest and member presenters, covering a wide range of subject matter.

## Guest speakers:

- Victor Diaz Lamich – Photography in the time of Covid-19.
- Yves Kéroack – Still Life Photography.
- Carlos Richer – Phone Photography.
- Valeria Bismar – Food Photography.
- Michel Proulx with Sacha Marie Levay and Helmut Mohelsky – Contemplative Photography.
- Phil Carpenter – Street Photography/ Photojournalism.
- Fannie-Laurence Dubé-Dupuis – The Road.  
(Details to be announced)



Lorraine Deslauriers



Diana Bruno

## From our members:

- Richard Cavelleri — Taking your photography to the next level.
- George Liberman — A workflow using Bridge and Adobe Camera Raw.

Refer to the MCC Schedule on [pages 46 & 47](#) for the times and dates.

Click the following link for more information about the Program Schedule and updates: <https://www.montrealcameraclub.com/presentations.html>

## Lorraine Deslauriers & Diana Bruno

Program Co-chairs

[program@montrealcameraclub.com](mailto:program@montrealcameraclub.com)



# Program

## BONNIE NICHOL LECTURE SERIES Photography in the Time of Covid Presented by: Victor Diaz LAMICH

Wednesday, August 26, 2020 at 7:00 p.m

Our Bonnie Nichols private event this year was held at the Desjardins Photography Museum in Drummondville. Because of the Covid-19, only 16 members who reserved in advance, attended the presentation. A private visit to the museum was held during the afternoon. The live conference was presented to all club members at the same time via the usual access. All the prints are for sale at the museum and the money raised will be given to a charity event (Sainte-Croix/Heriot Foundation).



Click the following links for more information about the August 26, 2020, presentation of the 7<sup>th</sup> Bonnie Nichol Lecture series:

<https://www.montrealcameraclub.com/bonnie-nichol-lectures.html>

<https://www.montrealcameraclub.com/victor-lamich.html>



© all above images by Victor Diaz Lamich



# Program

## MY PHOTOGRAPHIC JOURNEY

### Still Life Photography

Presented by Yves Kéroack

September 23, 2020

Photography of inanimate objects is a rich field and particularly active in the commercial field. Indeed, product images taken by professionals for sales and marketing purposes are omnipresent in the media.

It is also a preferred mode of expression for many amateur photographers, whether it be still life, food photography or personal creations.

My interest in art and design led me to photograph objects that I found beautiful, to create still lifes inspired by the old masters and to make commercial-style product shots.



With this presentation, I will share with you my excitement and challenges with my table-top still life photography. Through my "making of," I will discuss equipment, set-up, planning, lighting, shooting, and post-production.

I hope to inspire you in your own approach if you are already making still life photography or to get you started if you are new to the field. You probably have everything you need for your first photos!

I look forward to meeting you there.

Click the following link for more information about the September 23, 2020, presentation by Yves Kéroack:

<https://www.montrealcameraclub.com/yves-keroack---sept-23--2020.html>



© all above images by Yves Kéroack

# Program

## Taking your travel photography to the next level Presented by Richard Cavalleri


October 14, 2020

Fellow members of the Montreal Photo Club, despite being a member since early 2020, I had the chance to see some amazing work and I have no doubt you know how to use your cameras very well. In my presentation, I want to share with you some tricks I have learned over the years to take travel photography to the next level. To me, the element that can completely transform a simple snap shot of a landscape or cityscape is emotions. By creating emotion in our photography, we invite the viewer to come into our inner world, establishing a direct connection with them.



Click the following link for more information about the October 14, 2020, presentation by Richard Cavalleri:

<https://www.montrealcameraclub.com/richard-cavalleri---oct-14-2020.html>



© all above images by Richard Cavalleri

# Program

## Phone Photography Presented by Carlos Richer

October 28, 2020

In this workshop, you will explore the good and the bad sides of using your phone to do photography.

You will see a lot of examples of the good things you can expect from this type of media and the things that can only be achieved by this new kind of photographic tool.

You will also explore a lot of tools that can be used easily on those devices for taking pictures, editing them, adding effects and getting a lot of info on your surroundings.

So bring your phone and let's see what we can do with it.

Click the following link for more information about the October 28, 2020 presentation by Carlos Richer:  
<https://www.montrealcameraclub.com/carlos-richer---oct-28-2020.html>



© all above images by Carlos Richer



# Program

## Food Photography Presented by Valeria Bismar

November 18, 2020

### Bio

I was born and raised in Italy—where food always sparks a serious debate and passionate opinions.

Before landing in Montreal, I lived in the UK and Australia where my curiosity for photography started. I considered photography a career, and not a hobby anymore, when I enrolled in the Commercial Photography program at Dawson College. Since my graduation in 2014, I've worked full-time as a freelance photographer specializing in food, lifestyle and travel.

My work ranges from editorial projects published in international magazines, to collaborating with local food-based companies, all the way to teaching. In addition to co-hosting workshops in Quebec and Ontario for several years, I've also organized two food photography retreats in Europe, where our North American guests explored the Italian food culture through images and various activities.



### Simplifying Food Photography with Light and Composition

With this talk, I'd like to share insights into food photography—from the biggest challenges to the easiest ways to dive into this world and re-emerge with satisfying, sense-evoking imagery. Together, we'll discuss composition, storytelling, food styling and the importance of props. A couple of slides will be dedicated to equipment and all the basic tools needed to start taking food images. My intention is to inspire you to start looking at food photography in the most organic, simple, and natural way.

Click the following link for more information about the November 18, 2020, presentation by Valeria Bismar: <https://www.montrealcameraclub.com/valeria-bismar.html>



© all above images by Valeria Bismar



# Program

## Contemplative Photography in Everyday Life *A direct connection with the world and with yourself*

December 2, 2020

Presented by Sacha-Marie Levay, Helmut Mohelsky & Michel Proulx

In this “contemplative” evening you will find that creativity is like your toothbrush. It is recommended to use it every day! What is contemplative photography exactly? So called “contemplative photography” is a “soft” non-technical approach, accessible to everyone independently of your knowledge and equipment. It is not a “style” but rather a way of life. This approach does not engage your brain but rather your senses and your capacity of letting go.

Contemplative photography is good for your brain by pushing away competition and struggle with your subject and with yourself. It will make your body feel relaxed by slowing down your day-to-day rhythm of life. As contemplative photographers say: “We walk at the speed of our creativity.” The contemplative approach will also touch your heart and sensibilities by giving you access deeply to your full consciousness. Without access to your full consciousness, you cannot access your personal creativity, which is not located between your two ears but far deeper inside you.

Is the contemplative approach therapeutic? For sure! And as a bonus, you will produce everyday images that will illustrate YOUR vision rather than THE vision based on labelling the subject as photogenic or not. Based on «flashes of perceptions» you will stop searching for «good subjects» but you will let the world come to you easily with an open mind.

You want to become a creative photographer? It is too late, you are already!


Click this link for more information about the December 2, 2020 presentation:

<https://www.montrealcameraclub.com/michel-proulx.html>




**Sacha-Marie Levay**

The artist with a day-to-day vision of the ordinary becoming extraordinary.



© Sacha-Marie Levay




© Sacha-Marie Levay



**Helmut Mohelsky**

Kind of a guru will talk about the importance of Zen approach in photography.



© Helmut Mohelsky



© Helmut Mohelsky




**Michel Proulx**

The teacher... He will fill your agenda with “strange” exercises to provoke “flashes of perception”. He will also act as the MC of this evening.



© Michel Proulx



© Michel Proulx

# Program

## A Workflow Using Bridge and Adobe Camera Raw Presented by George Liberman

December 16, 2020

Being a member of the Montreal Camera Club for over ten years has provided me with many photo opportunities. Besides the outings and fun events like airshows, sporting events, and animal parks, I've also volunteered to photograph many charity events. These events range from hospitals, homeless shelters, Christmas parties, police events, sport celebrity breakfasts, parades, organ competitions, press conferences, cancer fundraisers, family functions, and golf tournaments, just to name a few. Taking pictures is quite rewarding; meeting the people involved and creating settings for photo ops is quite gratifying. However, after spending many hours on my feet, late at night, and exhausted, when saying good night to the organizers, I'd hear the words, "could you please send me some of your best shots, first thing in the morning so they could be posted on social media. My plans of sleeping in the next day would now be filled with tedious work.

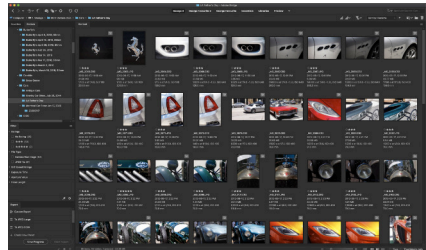
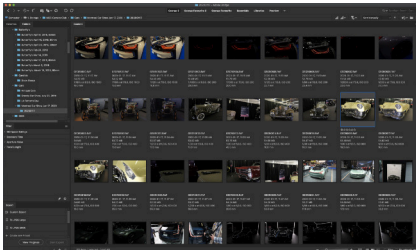
Although work is a four-letter-word, it could be a lot less painful if tackled with a positive attitude and a few shortcuts. In this discussion on workflow, you will be shown what I've done and how I process all my images as painlessly and quickly as possible.

My filing system is of key importance. I'll demonstrate how I use Bridge and ACR (Adobe Camera Raw) to process all images.

This presentation is not intended to teach you how to use Bridge or ACR. It is not meant to compare Bridge to Lightroom. The purpose of this discussion is to show you what works best for me. If you are happy using your methods — great, don't change. If you are struggling with what you are doing, maybe this presentation can shed some light and inspire you in an alternative method.

Click this link for more information about the December 16, 2020, presentation by George Liberman:

<https://www.montrealcameraclub.com/calendar.html>



© images by George Liberman



# Program

## Street Photography/Photojournalism Presented by Phil Carpenter

January 25, 2021

### BIO

I'm a photojournalist and video journalist in Montreal, Quebec, reporting on a range of issues primarily of interest and importance to Montrealers and Quebecers. I also teach/coach photography and offer consulting services, particularly in photography and visual storytelling.

Currently I'm a VJ/reporter at Global News Montreal, my first foray into television journalism. That's after working for more than 20 years as a newspaper photojournalist, which include 13 years on staff at the Montreal Gazette. I've also freelanced for various other print media and wire services.

Journalism has taken me across the globe to cover events and issues such as peace initiatives in Israel, the war in the former Yugoslavia, post-genocide Rwanda, elections and the earthquake in Haiti, and Barack Obama's first inauguration as President. In 2009 I spent a month in Rwanda teaching multimedia journalism as part of a program to train working journalists.

I'm also the author of *Breast Stories*, a book which explores issues of femininity and female identity through the photos and essays of more than 50 women from across Canada who had a mastectomy.

I've spent more than a decade teaching as a part-time visual journalism instructor in the School of Journalism at Concordia University in Montreal. I have a BA Specialization in Communication Studies from the same university.

### Visual Journalism and Storytelling—Modern Challenges and Expectations

I'll explore how visual journalism has changed and is changing—how we report the story, balance speed, and meet deadlines with going in-depth and making sure we get the story right and treat people fairly and with respect. We'll explore how to juggle the public's need to know, our responsibility to report, and the individual's right to privacy. Research, being on top of things, being prepared, all help in getting the right images. Lastly we'll compare storytelling for TV and visual reporting for print.

Click this link for more information about the January 25, 2020, presentation by Phil Carpenter:

[https://www.montrealcameraclub.com/phil\\_carpenter.html](https://www.montrealcameraclub.com/phil_carpenter.html)



© images by Phil Carpenter

# Program

## Lakeshore Camera Club Guest Membership for MCC Members

As announced, this year members of the Montreal Camera Club will also hold guest membership in the Lakeshore Camera Club (LCC) and vice versa. This is strictly an online membership, but does not include access to each other's private member site nor entry into each other's challenges and/or competitions.

For details on the LCC schedule, please click the following link: [Lakeshore Camera Club](#).



## Freeman Patterson Online Workshops/Presentations

Freeman Patterson will present a series of five online workshops/presentations commencing October 5th. The opening full evening is entitled "Creativity or Why We Do Photography." Freeman Patterson is one of Canada's most iconic photographic legends and a member of the Order of Canada.

Please check out [Freeman's latest newsletter](#) (a must read), as well as [Freeman Patterson's Biography](#).

The costs of this program are being shared with the LCC, and attendance will be restricted to only those members who are in good standing.

Additionally, the first 40 members (20 from each Club) who sign up will have the opportunity to participate in a season-long personal challenge which will be evaluated by Freeman at an online session open to all club members as a teaching experience on May 3, 2021.

## Freeman Patterson - Schedule of Sessions

LCC Guest Speaker Freeman Patterson	Session 1: Creativity ("why do we do photography")	Monday	October 5, 2020
LCC Guest Speaker Freeman Patterson	Session 2: Visual Design: Contrast	Monday	November 30, 2020
LCC Guest Speaker Freeman Patterson	Session 3: Visual Design: Lines and Shapes	Wednesday	January 6, 2021
LCC Guest Speaker Freeman Patterson	Session 4: Visual Design: Perspective and Texture	Wednesday	March 10, 2021
LCC Guest Speaker Freeman Patterson	Session 5: Composition: the Arrangement of Visual Elements	Wednesday	April 14, 2021
MCC Guest Speaker Freeman Patterson	Personal Project: Freeman critiques member photos (40 to 50)	Monday	May 3, 2021



© Freeman Patterson



# Trophy & Certificate Competitions

Competitions form a large part of our scheduling for the season. Our club is a place to enjoy viewing the images being judged and to learn from listening to the judging comments which can be very helpful in improving your own work. We hold our own club competitions and also participate in both national and provincial competitions.

The MCC has three divisions for our internal competitions: Pictorial, Nature, and Print. Each division holds five competitions per year, for a total of fifteen. A number of trophies are handed out at the end of the year for each division. Due to COVID-19, our 2020-2021 season will feature Fall and Winter Challenges in place of the Print competitions.

For more details refer to the [Pictorial](#), [Nature](#), [Challenges](#) sections, and the [Helpful Links](#).

The rules for each trophy may be found here:

<https://www.montrealcameraclub.com/trophies-and-definitions.html>

## Digital Slide Show Competition

This is your chance to demonstrate your photography, creativity, and imagination in the Digital Slide Show competition to be presented at the meeting of April 12, 2021.

Don't miss this chance to experiment, learn new tricks, and have some fun. The judges will consist of Club members and guests in the audience. Judges will be asked to consider how well the following elements work together to create an imaginative, entertaining, and original presentation: theme, image quality, editing, story flow and pacing, music, sound effects and commentary, titles.



John Surridge

### Rules:

- Your presentation may be on any subject of your choosing.
- An identifying title must be included.
- For this competition, the maker's name must NOT be included ANYWHERE in the presentation.
- The presentation must be no longer than four (4) minutes. It may be shorter.
- Submissions will be accepted by various methods: WeTransfer to [slideshow@montrealcameraclub.com](mailto:slideshow@montrealcameraclub.com), or on a USB key with your name clearly indicated on the key.
- The file must be in .mov or .mp4 format.
- Presentations should be self-running (stand-alone, independent of the software used for its creation).

The presentation must be submitted to John Surridge no later than March 22, 2021, so that it may be tested and a judging list prepared. Please note that we no longer accept entries on the evening of the competition.

For more details, please go to <https://www.montrealcameraclub.com/slideshow.html>

### John Surridge

[slideshow@montrealcameraclub.com](mailto:slideshow@montrealcameraclub.com)



# Pictorial Competitions

There are five Pictorial competitions held each year, two in the fall and three in the winter/spring. At the end of the season, there is a competition for Image of the Year for the categories of General, Creative, and Photojournalism/Street.

## General

Images in this category consist of any material that is pictorial (aesthetic), documentary, patterns – a broad category of images generally acceptable as photographic, non-commercial material.

## Creative

The Creative category has been combined again into one category (CR). This includes both Altered Reality and Enhanced Reality. The maker may wish to add (Composite) at the end of the title to clarify that the image is actually creative.

## Photojournalism

Photojournalism /Street Photography consists of images that tell stories or document people affected by an event or a situation. Only basic post-processing is permitted, such as cropping, tone and colour adjustment.

For more information go to the following link;

<https://www.montrealcameraclub.com/pictorial2020.html>

## Philip Goldsmith & Elaine Bacal

Pictorial Co-chairs

[pictorial@montrealcameraclub.com](mailto:pictorial@montrealcameraclub.com)



Philip Goldsmith



Elaine Bacal



© Phillip Shapiro



© Evelyn Young



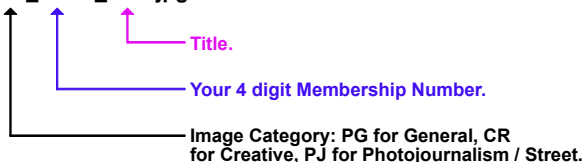
© Jean Gouin



# Pictorial Competition Rules & Quick Reference Guide

## PICTORIAL FILENAME

XX\_YYYY\_Title.jpg



**Title** - is the image title. The maker can specify if image submitted in creative is Enhanced Reality by adding, in brackets, Composite, to the end of the title. If the image is submitted within Photojournalism, the maker can specify that the image is, by adding, in brackets, Street, at the end of the title.

NOTE: The judges may disqualify images NOT reflecting the category.

### The categories:

**PG for Pictorial - General:** i.e. interesting subject matter, from flowers to architecture, car details to ballet dancers.

**CR for Creative:** an image that is created by the maker, usually a composite of several images.

**PJ for Photojournalism/Street:** consists of images that tell stories, or document people affected by an event or a situation. Only basic post-processing is permitted such as cropping, tone and colour adjustment.

**ALL TITLES** should be written without any underscores or all words stuck together. The title will be displayed with the image, so please give a relevant title and avoid spelling errors. Maximum 60 characters for titles. Any entry not complying WILL BE RETURNED to the maker for correction.

## Rules:

- Each photographer may enter a maximum of three (3) images per competition.
- Images previously entered in a Montreal Camera Club competition are NOT eligible.
- Digital images must be submitted to [pictorial@montrealcameraclub.com](mailto:pictorial@montrealcameraclub.com) by the deadlines established – see calendar on [pages 46 & 47](#) for details.
- A maximum of ten (10) entries per year is allowed in any one category (Pictorial, Creative, and Photojournalism). If more than ten (10) images are entered into a category, only the first 10 images submitted will be used in the calculations for trophies, standings, and honours, etc.

## Sizing:

- Digital images should be submitted with a maximum width of 3840 pixels and a maximum height of 2160 pixels.
- Files should be saved as .jpg images with a high-quality setting.

Updated: October 2, 2020.

# Nature Competitions

There are five competitions each year, two in the fall and three in the winter/spring. There are four categories in Nature: Botany, General, Zoology, and Ornithology. At the end of the season there is a competition for Image of the Year for each category.

## Botany

Plants, trees, flowers, fungi, and lichen.

## General

Specific aspects of landscapes (e.g. wetlands), seascapes (e.g. tidal pools), rocks (e.g. basalt formations), fossils, stars, and planets.

## Ornithology

Birds in their natural habitat.

## Zoology

Mammals, reptiles, amphibians, and insects in their natural environment.

The hand of man **MUST NOT** appear in any Nature image entry — NO roads, houses, fences, or humans, NO cultivated plants such as tulips or daffodils. In the case of zoo animals, NO cage bars, concrete walls, zoo straw or bedding, mown grass, etc.

NOTE: banded birds and pelicans on pilings **ARE** acceptable.

Titles are **VERY** important in Nature Competitions. They should correctly identify the subject by its common name or its species name (e.g. red sandstone cliffs — not just rocks, Jackass Penguin and not just Penguin, etc.).

MCC does not support baiting of birds or animals. Images made using baiting are ineligible for competition. Competition entries in which the subject(s) appear to have been baited should be accompanied by a note affirming that no baiting was used by the photographer or others present.

For more information, go to the following link: <https://www.montrealcameraclub.com/nature2020.html>

## Jacques Sztuke

Nature Chair

[nature@montrealcameraclub.com](mailto:nature@montrealcameraclub.com)



Jacques Sztuke




© Maria Teresa Garavito



© Philippe Laporta



© Mike Streicher

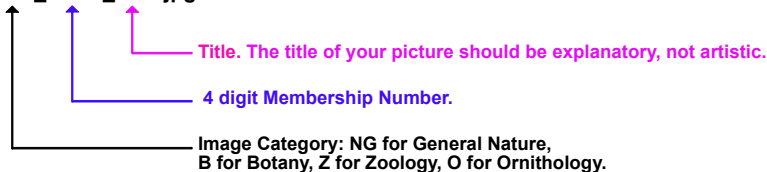


© Ilana Block

# Nature Competition Rules & Quick Reference Guide

## NATURE FILENAME

XX\_YYYY\_Title.jpg



NOTE: Any image in Nature is disqualified if there is any evidence of the HAND OF MAN.

**ALL TITLES** should be written without any underscores or all words stuck together. The title will be displayed with the image, so please give a relevant title and avoid spelling errors. Maximum 60 characters for titles. Any entry not complying **WILL BE RETURNED** to the maker for correction.

## Rules:

- Each photographer may enter a maximum of three (3) images per competition.
- Images previously entered in a Montreal Camera Club competition are NOT eligible.
- Digital images must be submitted to [nature@montrealcameraclub.com](mailto:nature@montrealcameraclub.com) by the deadlines established – see calendar on [pages 46 & 47](#) for details.
- A maximum of ten (10) entries per year is allowed in any one category: Botany (B), General (NG), Ornithology (O), and Zoology (Z). If more than ten (10) images are entered into a category, only the first 10 images submitted will be used in the calculations for trophies, standings, and honours, etc.

## Sizing:

- Digital images should be submitted with a maximum width of 3840 pixels and/or a maximum height of 2160 pixels.
- Files should be saved as .jpg images with a high-quality setting.

Updated: October 2, 2020

# Theme Challenges

As we are not able to meet in person, the decision has been made to temporarily suspend Print Competition for the upcoming year. This category has been replaced by Challenges - a different theme for each competition.

All the images will be judged and comments provided, but no marks given and no trophy will be awarded at the end of the year.

For more information, go to the following link:  
<https://www.montrealcameraclub.com/challenge.html>

## Pam Fogarty & Margaret White

Theme Co-chairs  
[challenge@montrealcameraclub.com](mailto:challenge@montrealcameraclub.com)



Pam Fogarty



Margaret White

Challenge	References:
<b>F1</b> <b>Fall Challenge</b> <b>Create Your Own Composite</b>	<p>Suggested programs to use: Topaz Studio, Luminar, Photoshop, &amp; Snapseed (free application).</p> <p><a href="#">How to use Photoshop layer masks for beginners – PhotoshopCAFE</a>  <a href="#">How to Blend Images Together and Create Realistic Composites in Photoshop – Photoshop Training Channel</a>  <a href="#">Photoshop Tutorial: How to Cast Realistic Shadows – Blue Lightning TV Photoshop</a>  <a href="#">Photo Compositing with Snapseed Double Exposure   Android   iPhone – NavEdits</a>  <a href="#">CAPA Competition - Creative</a></p>
<b>F2</b> <b>Fall Challenge</b> <b>Smart Phone</b>	<p><a href="#">Phone Photography 101: How to Take Good Pictures with Your Mobile Device by Lindsay Kolowich</a>            Free App for post-processing phone or tablet pictures: Snapseed  <a href="#">Snapseed Beginner Tutorial   Android and iPhone – Dee Nimmin</a>  <a href="#">3 Secrets for Taking Tack Sharp iPhone Night Photos – iPhone Photography School</a>  <a href="#">How to Shoot Long Exposure Photos On iPhone – iPhone Landscape Mastery</a>  <a href="#">CAPA Competition - Smart Phone</a></p>
<b>W1</b> <b>Winter Challenge</b> <b>Monochrome B &amp; W</b>	<p><a href="#">How to Create Stunning Black &amp; White Images in Photoshop by Phlearn</a>  <a href="#">Black and White Photo Conversions in Lightroom by William Sawalich of Digital Photo</a>  <a href="#">Black and White Photography Tips: The 5 Cornerstones of All Great Monochrome Photos by GuruShots</a>  <a href="#">CAPA Competition - Monochrome</a></p>
<b>W2</b> <b>Winter Challenge</b> <b>Curves &amp; Lines</b>	<p><a href="#">How to Compose with Curves by New York Film Academy</a>  <a href="#">Images for Curves and Lines in Photography</a>  <a href="#">Challenge: Straight Lines &amp; Curves (Architecture)</a>  <a href="#">CAPA Competition - Lines and Curves</a></p>
<b>W3</b> <b>Winter Challenge</b> <b>From an Ant's Point of View (Perspective)</b>	<p><a href="#">Digital Photography Review - Challenges</a>  <a href="#">Learn Photography by Zoner Photo Studio</a>  <a href="#">How to Correct Perspective Distortion in Photoshop by Ana Mireles of Digital Photography School</a>  <a href="#">Fix Distortion in Lightroom like a Pro   Lightroom Quick and Dirty Tips by Jared Lloyd Photography</a></p>



# Theme Challenge Competition Rules & Quick Reference Guide

## THEME CHALLENGE FILENAME

XX\_YYYY\_Title.jpg



NOTE: The judges may disqualify Images NOT reflecting the Category or Theme.

### The categories:

**F1** - Fall Challenge - Create Your Own Composite.

**F2** - Fall Challenge - Smart Phone.

**W1** - Winter Challenge - Monochrome, B & W.

**W2** - Winter Challenge - Curves & Lines.

**W3** - Winter Challenge - From an Ant's Point of View (Perspective).

**ALL TITLES** should be written without any underscores or all words stuck together. The title will be displayed with the image, so please give a relevant title and avoid spelling errors. Maximum 60 characters for titles. Any entry not complying WILL BE RETURNED to the maker for correction.

### Rules:

- Each photographer may enter a maximum of three (3) images per competition.
- Images previously entered in a Montreal Camera Club competition are NOT eligible.
- Digital images must be submitted to [challenge@montrealcameraclub.com](mailto:challenge@montrealcameraclub.com) by the deadlines established – see calendar on [pages 46 & 47](#) for details.

### Sizing:

- Digital images should be submitted with a maximum width of 3840 pixels and/or a maximum height of 2160 pixels.
- Files should be saved as .jpg images with a high-quality setting.

Updated: September 24, 2020



# Gemboree Competition

## Gemboree Competition

March 22, 2021

Welcome to all new and returning MCC members! This is an invitation to join in our 2021 Gemboree theme competition. You have almost six months before images are due. None of the categories this year require any special lenses or techniques. All you need is a camera and your imagination.

Even if you only enter one image, that is fine. However, if you enter in all seven themes you are in the running to have your name engraved for 2021 on the Traders Group Cup.



Michael Folinsbee



Minimalist Art with One Tree (B&W)  
2019/2020 Gemboree category © Lyne Brissette

### Here are the seven categories for the 2021 Gemboree:

- G1 – Masks:** Halloween, festivals, COVID-19.
- G2 – Reflections:** Water, windows, mirrors, MCC trophies, whatever!
- G3 – Leaves:** Any season, any place, any light.
- G4 – Transportation:** Planes, trains, automobiles, bicycles, rickshaw, or surprise us!
- G5 – Back Alley:** New World, Old World, pedestrian or not.
- G6 – Ice:** On the river or the roof or in the glass or anywhere else.
- G7 – Parallel Lines:** Maybe architecture, textures, street scenes or nature etc.

Your images will be captioned, so try to think of titles that complement your photography. Don't hesitate to contact me for assistance if you feel stuck.

Further information for the Gemboree Competition will be available on the club's website:

<https://www.montrealcameraclub.com/gemboree2020.html>

By the way, the MCC Outings offer excellent opportunities to capture images for all themes.

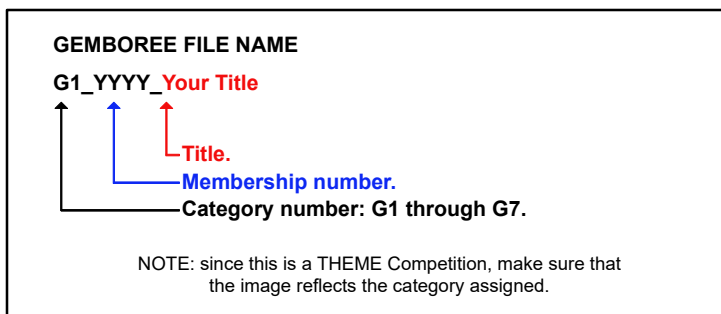
## Michael Folinsbee

MCC Gemboree 2021 Chair

[gemboree@montrealcameraclub.com](mailto:gemboree@montrealcameraclub.com)



# Gemboree Competition Rules & Quick Reference Guide



## Rules:

- Entries must be received on or before March 8, 2021.
- Entries are emailed to [gemboree@montrealcameraclub.com](mailto:gemboree@montrealcameraclub.com)
- Each photographer may enter a maximum of seven (7) images.
- No more than one image may be entered in any one theme.
- Images should reflect the theme.
- Images previously entered in a Montreal Camera Club competition are not eligible.
- Your images should have a maximum width of 3840 pixels and a maximum height of 2160.
- Entry forms are not required for 2021.

## Judging Criteria:

- Does the image effectively portray the category theme?
- Impact.
- Composition.
- Technique.
- Does the image title enhance the message?
- Maximum 10 points per image from each of 3 judges.

Updated: September 23 2020

# Non-Trophy Challenges

This is your chance to have fun with your creativity and share with your fellow photographers. These challenges include Diarama (second year), Create a Poster, and Interpretive Theme. Let your imagination be your guide. It is a chance to show your creativity!



Lorraine Deslauriers

## Diarama

### Have some fun



- Who? We invite all our members to participate!
- What? A secret object revealed. Froot Loops™! This object will have to be included in your image.
- When? Images due January 18, 2021.
- Where? Buy the secret object in any grocery store.
- Why? Stimulate your creativity (no marks).
- How? This is the time to be creative and have some fun! You have to photograph the secret object, how you would like it to be. You can stage the scene, use altered reality, colour, or not, however you want to carry your idea. It is up to you, your imagination. The one rule is to produce only one image with the secret object in it.

### Lorraine Deslauriers

Program chair

[events@montrealcameraclub.com](mailto:events@montrealcameraclub.com)



# Non-Trophy Challenges



## Diarama

Lorraine Deslauriers at: [events@montrealcameraclub.com](mailto:events@montrealcameraclub.com)

Your Diarama images will be due Monday, January 18, 2021.

All submissions will be presented during the Diarama competition on Monday, February 8, 2021.

For more information go to the following link:

<https://www.montrealcameraclub.com/diarama2020.html>

# Non-Trophy Challenges

## Create-a-Poster Challenge

Create a customized, inspirational, motivational, or fun poster and display your message in an eye-catching way.

Some guidelines to creating a poster with your image(s):

- Keep the look clean.
- Use a headline: think about a single word, sentence, phrase or quote that will get people's attention.
- Use of a border is optional.
- Free trial versions of motivational poster makers are available online.

Check out <http://bighugelabs.com>



John Surridge

Submission:

- Up to six (6) images per member.
- Deadline for submission: Monday, March 1, 2021.
- A slideshow of the submissions will be presented on Monday, March 15, 2021.

**John Surridge**

[events@montrealcameraclub.com](mailto:events@montrealcameraclub.com)

## Interpretive Theme Challenge

Your mission, should you choose to accept it, is to turn an image into a work of wonder! Use whatever technique, colour or composite that strikes your fancy. Amaze us. An image will be emailed to all members several weeks before the due date for submission.

**George Liberman**

[events@montrealcameraclub.com](mailto:events@montrealcameraclub.com)



George Liberman



© Carole Duhaime

Your interpretive version of the image will be due Monday, January 18, 2021.

All submissions will be presented after the Diarama competition on Monday, February 8, 2021.



# External Competitions

The MCC also participates in several external inter-club competitions, nationally through CAPA (Canadian Association for Photographic Art) and provincially with the SPPQ (Société de promotion de la photographie du Québec).

## CAPA

The Montreal Camera Club is a member of the Canadian Association for Photographic Art (CAPA). This organization is comprised of close to 90 member clubs, and over 1,000 individual members who share their love of photography. You are encouraged to check it out. You can compete as part of the MCC without having to join CAPA, or as an individual if you are a CAPA member.

### Categories for this season both for Club and Individual participation in CAPA:

**Nature - Wildlife** (both club and individual)

**Fall Open Theme** (both club and individual)

**Smart Phone** (both club and individual)

**Creative** (both club and individual)

**Fine Art** (both club and individual)

**A Series of Four Photos** (both club and individual)

**Monochrome** (both club and individual)

**Audio Visual Presentation** (both club and individual)

**Curves and Lines** (both club and individual)

**Canada: My Country** (both club and individual)

**Annual Photo Challenge** (Individuals only)

Note that even if one is an individual member of CAPA, MCC members may also choose to enter an image for the Club. Submission dates will be announced ahead of time for each competition.

For more information about CAPA, go to <http://www.capacanada.ca>

MCC CAPA Liaison Carole Pelletier: [capa@montrealcameraclub.com](mailto:capa@montrealcameraclub.com)

MCC CAPA Guidelines: <https://www.montrealcameraclub.com/capa-competition.html>

## SPPQ

Société de promotion de la photographie du Québec (SPPQ) holds inter-club digital competitions between approximately 70 clubs in Québec.

The MCC selects 20 images (5 in each of the 4 categories) to represent our club. The selection includes images submitted by members to MCC competitions from the previous seasons, and images submitted from September to December of the current year.

There are 4 categories in the 2020-2021 SPPQ inter-club competition:

### Animals

Any species with hair or feathers, mammal (marine or land), amphibians (vertebrate or invertebrate), reptiles, and insects.

### Human

A person or group of persons, in ANY kind of activity.

### Nature

Natural landscapes and elements of nature: Flowers; Plants; Minerals; Natural Landscape (without human presence, birds, animals, insects, without man-made elements).

### Theme: Means of Transport

The photo must highlight one or more vehicles (this excludes animals unless coupled to a transport device) used to transport people or goods from one location to another.

For more information about SPPQ, go to: <https://sppq.com/>

MCC SPPQ Liaison Philippe Laporta: [sppq@montrealcameraclub.com](mailto:sppq@montrealcameraclub.com)

MCC SPPQ Guidelines: <https://www.montrealcameraclub.com/sppq-competition.html>



# Outings

The best way to make new friends at the club quickly is to go to one of our scheduled outings coordinated by Phillip Shapiro and Lyne Brissette. These two have managed to create yet another great year-round schedule of fun outings, which occasionally emphasize new techniques, such as checking out the snow geese at Victoriaville, night photography, etc.

Don't miss the opportunity to take part in some of these challenging outings.



Phillip Shapiro



Lyne Brissette

For information about the 2020-2021 outings, refer to the calendar on [pages 46 & 47](#) and this link: <https://www.montrealcameraclub.com/calendar.html>

Emails will be sent to MCC members prior to the outings with information about registering for the outings, dates, times, adjustments to the scheduled activities due to COVID-19, etc.

**IMPORTANT NOTE:** MCC is following the government's restrictions with respect to covid 19 and gatherings.

## Phillip Shapiro & Lyne Brissette

Outings Co-chairs

[outings@montrealcameraclub.com](mailto:outings@montrealcameraclub.com)

Some photographs that were taken during the Summer 2020 outings:



© Phillip Shapiro



© John Zimmerman



© Philip Goldsmith



© Michael Folinsbee

# Outings

## Birds of Prey, St-Lazare, Québec

(2 groups)

September 10, 2020

September 11, 2020

### Description of the Outing:

The show will consist of trained birds of prey, chosen to fly around the site, one at a time. When the birds are resting on their post, you can then take portrait shots of them. We will have a two-hour private session. The show starts at 2:00 p.m.

In the event of rain, we will notify you the day prior to the scheduled outing and provide an alternate date the following week. We will start taking names on August 26 at noon and we will confirm the first 20 people who signed up.

We can have at most 10 members on each day. First come, first served. We will use the time received of your email to confirm your spot.

You will receive a confirmation if you are on the list and then you will receive instructions for payment by credit card or by using an eTransfer. If you do not receive a confirmation by email, please **do not show** up at the outing. Due to COVID-19 we cannot exceed 10 people on site.

To give everyone a fair chance to sign up, please keep an eye open for the email notice of this event. The exact location will be sent out only to those that are confirmed and have paid via eTransfer.

**Leaders:** Phillip Shapiro and Lyne Brissette.

**Cost:** \$46.00.

**Time:** 1:30 p.m. to 4:00 p.m.

**Group Photo:** 1:45 p.m.


**Show Time:** Starts at 2:00 p.m.

**Location:** St. Lazare - address to be provided once you have registered and paid.

**Parking:** Free, on site

**Rain info:** Please also check your email in case we have a rain delay. In the event of rain, we will notify you the day prior to the scheduled outing and provide an alternate date in the following week. If necessary, we will make the decision to postpone one day in advance.

Click this link for more information about the September 10 & 11, 2020 outings:  
<https://www.montrealcameraclub.com/birdsofprey.html>



© images by Phillip Shapiro

# Outings

## Mile End Photo Walk (Street)

October 3, 2020

### Description of the Outing:

A fun day of urban and street photography to Mile-End neighbourhood, home to a mishmash of cultures and a microcosm of all the best parts of Montreal.

### Suggestions on what to bring:

- Portrait lens.
- Medium telephoto lens.

**Level of difficulty:** Moderate; this outing requires some walking.

**Clothing:** Depending on the weather

**Leaders:** Phillip Shapiro and Lyne Brissette.

**Cost:** Free.

**Time:** 9:30 a.m. to 12:00 noon.



**Group Photo:** 9:45 a.m.

**Location:** 161 rue Bernard O, Montréal, QC H2T 2K3 (TBD) near St-Laurent.

**Rain info:** Please also check your email in case we have a rain delay. In the event of rain, we will notify you the day prior to the scheduled outing and provide an alternate date.

Click this link for more information about the October 3, 2020 outing:

<https://www.montrealcameraclub.com/mile-end-outing--oct-2020.html>



© images by Lyne Brissette

# Outings

## Trudeau Airport

October 24, 2020

### Description of the Outing:

We will visit two great spotting locations at Montreal Trudeau Airport where you can enjoy an unobstructed view to photograph planes coming and going to the airport.

### Suggestions on what to bring:

- Medium telephoto Lens.
- Tripod.

**Clothing:** Depending on the weather.

**Leaders:** Phillip Shapiro and Lyne Brissette.

**Cost:** Free.

**Time:** To be announced.

**Group Photo:** To be announced.

### Locations:

Location 1: Parc Jacques-de-Lesseps avenue Jenkins, and Halpern.

Location 2: Please go to Cote-Vertu travelling west, then north on to Pitfield.

Maps will be provided. Since the best spots are in industrial zones that are not serviced by mass transit, you will need a car to go plane-spotting.

**Rain info:** Please also check your email in case we have a rain delay. In the event of rain, we will notify you the day prior to the scheduled outing and provide an alternate date.

Click this link for more information about the October 18, 2020 outing:

<https://www.montrealcameraclub.com/airport-2020.html>



© images by Phillip Shapiro.



# Outings

## Full Moon Rising Over Montreal

October 31, 2020

### Description of the Outing:

The lookout offers vistas in the direction of downtown Montreal, the Old Port, and Jacques-Cartier Bridge. Watching the full moon rise over the new Champlain Bridge is especially picturesque from this location.

### Suggestions on what to bring:

- Tripod.
- Medium zoom lens 70-200 for the cityscape and a longer lens if you have one.
- Please remove all straps on your camera.
- Shutter release trigger.
- Extra batteries for camera and for camera trigger.

**Clothing:** Please dress in layers and dress warmly.

**Leaders:** Phillip Shapiro and Lyne Brissette.

**Cost:** Free.

**Time:** 6:15 p.m. Full moon will rise at 6:56 p.m. Sunset 6:33 p.m.

**Group Photo:** 6:45 p.m.

**Location:** Belvedere on Mont-Royal (Kondiaronk Lookout).

**Clear sky info:** We will have this outing when we will have the best night viewing — only if there are no clouds. Check your email in case we have a delay. In the event of a cloudy sky, we will notify you the day prior to the scheduled outing and provide an alternate date.

Click this link for more information about the October 31, 2020 outing:

<https://www.montrealcameraclub.com/moonrise-2020.html>



© Lyne Brissette



# Outings

## Snow Geese Migration - Victoriaville

**November 1, 2020 (or 8 if rain)**

**Description of the Outing:**

Nature photography, photographing birds in flight.

**Suggestions on what to bring:**

- Tripod.
- Long lens.

**Clothing:** Dress accordingly; it can be cold.

**Leaders:** Phillip Shapiro and Lyne Brissette.

**Cost:** Free.

**Time:** 2:00 p.m.

**Group Photo:** 2:30 p.m.

**Location:** At the Réservoir Baudet, Victoriaville QC.

Rue Garand, near the intersection of Route de la Grande Ligne #162 and Route 122.

**Rain info:** Check your email in case we have a delay. In the event of a delay, we will notify you the day prior to the scheduled outing and provide an alternate date.

**Info Links:**

YouTube videos about bird-in-flight photography:

[How to Photograph Birds in Flight: Advanced \(Including Canon AF Case Settings\)](#)

[How to photograph birds in flight.](#)

Click this link for more information about the November 1, 2020, outing:

<https://www.montrealcameraclub.com/snowgeese---2020.html>



© images by Phillip Shapiro.

# Outings

## Urban Night Photography & Cityscapes

**November 2020 (date to be announced)**

### **Description of the Outing:**

Experiment with night photography of buildings, long exposures and light trails. This neighbourhood offers a lot of photographic possibilities.

### **Suggestions on what to bring:**

- Tripod.
- Medium zoom lens 70-200 and wide angle.
- Please remove all straps on your camera.
- Shutter release trigger.
- Extra batteries for camera and for camera trigger.

**Clothing:** Please dress in layers and dress warmly.

**Leaders:** Phillip Shapiro and Lyne Brissette.

**Cost:** Free.

**Time:** 5:15 p.m. to 7:00 p.m.

**Group Photo:** 5:10 p.m.

**Location:** Dendrites (sculpture-North item) corner Notre-Dame west and boul. Robert Bourassa  
**Parking:** On the street.

**Rain info:** We will have this outing when we will have the best night viewing. Check your email for information about the date and in case we have a delay. In the event of a delay, we will notify you the day prior to the scheduled outing and provide an alternate date.



### **Info Links:**

If you want some great ideas for day and night photography, one of our members published an E-Book about the best points of view to photograph Montreal.

<https://richardcavalleri.com/boutique/ebook-montreal-photo-guide/>

Click this link for more information about the this outing:

[https://www.montrealcameraclub.com/urban\\_night.html](https://www.montrealcameraclub.com/urban_night.html)



© images by Lyne Brissette

# Outings

## Winter Fireworks - Feux sur Glace Natrel (To be confirmed re covid)

**December 2020 (date to be announced)**

### Description of the Outing:

Enjoy the magic of Natrel Fire on Ice as pyrotechnics light up Montréal's winter skies (from the big wheel). We can get great shots from the Parc-de-Dieppe.

### Suggestions on what to bring:

- Medium lens 24-70 mm (no long lens is required).
- Tripod.
- Shutter release trigger.
- Flashlight.

**Clothing:** Dress accordingly; it can be cold.

**Leaders:** Phillip Shapiro and Lyne Brissette.

**Cost:** Free.

**Time:** 7:30 p.m. The fireworks start at 8:00 p.m. The parking area does not fill up, so there is no need to be there earlier.

**Group Photo:** 7:45 p.m.

**Location:** Parc de Dieppe (formerly Cite-du Havre), avenue 3400 Pierre-Dupuy, Montréal, H3C 3R6.

**Info:** We will have this outing depending on if the fireworks displays will be held. Check your email for information about scheduling, date, etc.

Click this link for more information and updates about the Winter Fireworks outing:

<https://www.montrealcameraclub.com/calendar.html>



© images by Lyne Brissette

# Outings

## Biodôme

January 17, 2021

### Description of the Outing:

The Biodôme rearranged and renewed the scenic design of the majority of the spaces. It will now be home to over 4,500 animals representing 250 different species and some 500 species of plants.

### Suggestions on what to bring:

- Medium and long lens.
- No flash.
- No tripod allowed.

**Clothing:** Bring a mask; this is compulsory inside. This activity is inside, but dress in layers, as there are both hot and cold climate areas.

**Leaders:** Phillip Shapiro and Lyne Brissette.

**Cost:** Quebec resident \$16.00 (Check update after opening. There probably will be on-line registration).

**Time:** 10:30 a.m.

**Group Photo:** 10:45 a.m.

**Location:** Biodome, 4777, avenue Pierre-De-Coubertin, Montréal, Qc H1V 1B3.

**Meeting Location:** Entrance.

**Metro:** Viau.

**Delay info:** Check your email in case we have a delay. In the event of a delay, we will notify you the day prior to the scheduled outing and provide an alternate date.

**Website:** [www.espacepourelavie.ca/en/biodome](http://www.espacepourelavie.ca/en/biodome)

Click this link for more information and updates about this outing:

<https://www.montrealcameraclub.com/calendar.html>



© Phillip Shapiro.



© Phillip Shapiro.



© Lyne Brissette

# Outings

## Montreal Ice Canoe Challenge

**February 2021 (date to be announced)**

**Description of the Outing:** More than 40 boats will take to the St. Lawrence's icy waters in the Old Port for the eighth annual Montreal Ice Canoe Challenge. In teams of five, rowers lean one leg on a support inside the boat. The other leg is outside the boat and digs into the jagged ice with a spiked boot. Come take photos and cheer on the athletes and courageous participants of an extreme sport Québécois love.

Suggestions on what to bring:

- Long telephoto lens.

**Clothing:** Dress accordingly; it can be cold.

**Leaders:** Phillip Shapiro and Lyne Brissette.

**Cost:** Free.

**Time:** 12:30 p.m.

**Group Photo:** 1:00 p.m.

**Location:** Parc-de-Dieppe (formerly Cite-du-Havre), avenue 3400 Pierre-Dupuy, Montréal, H3C 3R6.

**Meeting Location:** On the left near the washrooms, down the stairs.

**Delay info:** Check your email for information about the date or in case we have a delay. In the event of a delay, we will notify you the day prior to the scheduled outing and provide an alternate date.

**Website:** <https://www.oldportofmontreal.com/event/ice-canoe-challenge>

Click this link for more information and updates about this outing:

<https://www.montrealcameraclub.com/calendar.html>



© images by Lyne Brissette



# Outings

## Additional Outings

Dates, times, and details to be confirmed

November - Model Shoot.

January - Still-Life Workshop

February - Model Shoot.

February - Nature Walk.

May - Tulips at the Botanical Gardens.

Prior to every outing, emails will be sent out with the details indicating the descriptions of the outings, possible costs, locations, meeting location, exact dates, times, suggestions of what equipment to bring, clothing, etc.

Click this link for more information and updates about the Outings:

<https://www.montrealcameraclub.com/calendar.html>

## Photographs taken during the summer outings








© Fortunato Rizza










© Ilana Block

# Executive Committee 2020-2021

	CINDY CANAVAN President president@		BRIAN McPHEE Immediate Past President president@
	LORRAINE DESLAURIERS 1st VP, Program Chair program@		DIANA BRUNO Program Co-Chair program@
	MICHAEL FOLINSBEE 2nd VP, Membership Chair membership@		FRANCES CABLE Membership Co-Chair membership@
	FRANCES CABLE Communications Chair, Website Manager, Cameragram Editor, MailChimp communication@		KATHRYN MASON Treasurer, Judging and Standards Chair Treasurer@
	FRANCES CABLE Secretary secretary@		NORMAND LOISELLE House Chair
	PHILIP GOLDSMITH Pictorial Chair pictorial@		ELAINE BACAL Pictorial Co-Chair pictorial@
	JACQUES SZTUKE Nature Chair nature@		Nature Co-Chair nature@

All email addresses are @montrealcameraclub.com

# Executive Committee 2020-2021

	PAM FOGARTY Print Co-Chair challenge@		MARGARET WHITE Print Co-Chair challenge@
	PHILLIP SHAPIRO Outings Co-Chair outings@		LYNE BRISSETTE Outings Co-Chair outings@
	FLORENCE JEAN Social Chair social@		AFRIC EUSTACE Social Co-Chair
	JOHN SURRIDGE Honours Chair honours@		Honours Co-Chair

All email addresses are @montrealcameraclub.com

# Volunteers 2020-2021

	RACHEL BILODEAU Webmaster, Social Media, Cameragram Proofreader webmaster@		CAROLE DUHAIME MailChimp, Internal Emails, Communication communication@
	JOANN EGAR Cameragram Proofreader		SYLVIA ROURKE Cameragram Proofreader, Administrative Consultant
	MARGARET WHITE 2020 - 2021 Cameragram Affinity Publisher, Layout & Copy cameragram@		FLORENCE JEAN Judging Seminars tutorials@
	CAROLE PELLETIER CAPA Liaison CAPA@		CAPA Assistant Liaison
	PHILIPPE LAPORTA SPPQ Liaison sppq@		ARMANDO RAFAEL SPPQ Assistant Liaison sppq@
	MICHAEL FOLINSBEE Gemboree Competition gemboree@		MICHAEL FOLINSBEE Technical Consultant
	LORRAINE DESLAURIERS Diarama Competition events@		JOHN SURRIDGE Slideshow Competition slideshow@
	GEORGE LIBERMAN Interpretive Theme Challenge events@		JOHN SURRIDGE Create a Poster events@

All email addresses are @montrealcameraclub.com

# Fall Calendar - Schedule

AUGUST			
Wednesday	26	Bonnie Nichols	Victor Diaz Lamich – Photography in the Time of Covid-19
SEPTEMBER			
Thursday-Friday	10-11	Outing	Birds of Prey
Wednesday	16	Opening Night	
Wednesday	16	Pictorial 1	Images Due
Wednesday	23	Guest speaker – Yves Kéroack	Still Life Photography
Wednesday	23	Nature 1	Images Due
Wednesday	30	Pictorial 1	Pictorial Competition
OCTOBER			
Saturday	3	Outing	Mile End Photo Walk (Street)
Monday	5	LCC Guest – Freeman Patterson	Creativity ("Why Do We Do Photography")
Wednesday	7	Nature 1	Nature Competition
Wednesday	7	Fall Challenge 1	Images Due – Create Your Own Composite
Wednesday	14	Member speaker – Richard Cavalleri	Taking your travel photography to the next level
Sunday	24	Outing	Airport
Wednesday	21	Fall Challenge 1	Fall Challenge 1 – Create your own composite
Wednesday	21	Pictorial 2	Images Due
Wednesday	28	Guest speaker - Carlos Richer	Phone Photography
Wednesday	28	Nature 2	Images Due
Saturday	31	Outing	Full Moon Rising Over Downtown Mtl
NOVEMBER			
Sunday	1	Outing	Snow Geese
	TBA	Outing	Night Photography Cityscape
Wednesday	4	Pictorial 2	Pictorial Competition
Wednesday	11	Nature 2	Nature Competition
Wednesday	11	Fall Challenge 2	Images Due – Smart Phone
Wednesday	18	Guest speaker – Valeria Bismar	Food Photography
Wednesday	25	Pictorial 3	Images Due
Wednesday	25	Fall Challenge 2	Fall Challenge 2 – Smart Phone
Monday	30	LCC Guest – Freeman Patterson	Session 2: Visual Design: Contrast
DECEMBER			
	TBA	Outing	Winter Fireworks
Wednesday	2	Education Night	Contemplative Photography with Michel Proulx Sacha Marie LeMay Helmut Mohelsky
Wednesday	9	Pictorial 3	Pictorial Competition
Wednesday	16	Member Tutorial - George Liberman	A Workflow Using Bridge and Adobe Camera Raw
Wednesday	23	Nature 3	Images Due



# Winter Calendar - Schedule

JANUARY			
Monday	4	Winter Challenge 1	Images Due – Monochrome, Black & White
Wednesday	6	LCC Guest – Freeman Patterson	Session 3: Visual Design: Lines and Shapes
Monday	11	Nature 3	Nature Competition
Sunday	17	Outing	Biodôme
Monday	18	Winter Challenge 1	Winter Challenge 1 – Monochrome, Black & White
Monday	18	Pictorial 4	Images Due
Monday	18	Diarama and Interpretive Theme	Diarama and Interpretive Theme Images Due
Monday	25	Guest Speaker – Phil Carpenter	Street Photography/Photojournalism
FEBRUARY			
	TBA	Outing	Ice Canoe Challenge
Monday	1	Pictorial 4	Pictorial Competition
Monday	1	Nature 4	Images Due
Monday	8	Member's Challenge	Diarama 'secret object' is Froot Loops™
Monday	8	Interpretive Theme	Interpretive Theme
Monday	15	Nature 4	Nature Competition
Monday	15	Winter Challenge 2	Images Due – Curves and Lines
Monday	22	Guest Speaker – Fannie-Laurence Dubé-Dupuis	The Road
Monday	22	Pictorial 5	Pictorial Images Due
MARCH			
Monday	1	Winter Challenge 2	Winter Challenge 2 – Curves and Lines
Monday	1	Nature 5	Nature Images Due
Monday	8	Pictorial 5	Pictorial Competition
Wednesday	10	LCC Guest – Freeman Patterson	Session 4: Visual Design: Perspective and Texture
Monday	1	Create a Poster	Poster Images Due
Monday	8	Gemboree	Gemboree Images Due
Monday	15	Nature 5	Nature Competition
Monday	15	2 <sup>nd</sup> half	Create a Poster
Monday	15	Winter Challenge 3	Images Due – From an Ant's Point of View (Perspective)
Monday	22	Slideshow	Slideshow Images Due
Monday	22	Gemboree	Competition
Monday	29	Winter Challenge 3	Winter Challenge 3 – From an Ant's Point of View (Perspective)
APRIL			
Monday	5	Holiday	Easter Monday – no meeting
Monday	12	Slideshow	Competition
Wednesday	14	LCC Guest – Freeman Patterson	Session 5: Composition: the Arrangement of Visual Elements
Monday	19	SPPQ Gala	If any!
Monday	26	Pictorial	Images of the Year selection
MAY			
Monday	3	Guest speaker – Freeman Patterson	Personal Project – Freeman Critiques member photos (40-50)
Monday	10	Nature and Challenges	Images of the Year selection
Monday	17	AGM	Annual General Meeting & Awards
Monday	17	Summer launch !	





THE ROTHENBERG GROUP

*With our compliments...*

**Stocks**

**Mutual Funds**

**RRSPs**

**Life Insurance**

**Bonds**

**GICs**

**RRIFs**

**Life Annuities**

*"Because you deserve more"*

WESTMOUNT  
(514) 934-0586

WEST ISLAND  
(514) 697-0035

SOUTH SHORE  
(450) 321-0001

CALGARY  
(403) 228-2378

[www.rothenberg.ca](http://www.rothenberg.ca)



PRINTED BY  
2080B Crescent St.  
Montreal, QC H3G 2B8

[print@copiesconcordia.com](mailto:print@copiesconcordia.com)  
[www.copiesconcordia.com](http://www.copiesconcordia.com)

Due to COVID-19, the Montreal Camera Club is currently holding meetings online.

When onsite meetings resume, the meetings will be held in the hall of Westmount Park United Church, located at:

4695 de Maisonneuve West  
Westmount, QC H3Z 1L9

The cross street is Lansdowne Avenue.

The articles and photographs in this Cameragram are copyrighted and are not to be reproduced or modified without the creator's written permission. For more information or a release, please contact the Editor at [cameragram@montrealcameraclub.com](mailto:cameragram@montrealcameraclub.com)