

Cam er a g r a m



FOUNDED IN 1893



2016 - 2017
Season

Montreal Camera Club
Westmount Park Church
4695 de Maisonneuve West
Westmount, QC H3Z 1L9

www.montrealcameraclub.com

Table of Contents

| | |
|---------|--|
| 03..... | The President's Welcome Message |
| 04..... | The Editor's Word |
| 05..... | Messages from the Chairs |
| 08..... | Digital Slide Show Competition Rules & Guidelines |
| 10..... | What's New & Updated |
| 11..... | Program Highlights 2016 - 2017 |
| 12..... | MCC Program |
| 12..... | What We Did Last Summer & Looking Ahead |
| 13..... | Bonnie Nichol Lecture: Denise Ippolito |
| | "Thinking Outside the Box & Creating Pleasing Blurs" |
| 16..... | Denise Ippolito Workshops |
| 17..... | Acknowledgement |
| 18..... | Member Presentation: Cindy Canavan |
| | "Giving Your 4k Images a Clean Look" |
| 19..... | Presentation: Polina Fedorova |
| | "Photography—Understanding the Big Picture" |
| 21..... | Member Presentation: Claudio Bussandri |
| | "Philanthropy and Photography" |
| 22..... | Presentation: LOVE |
| | "Leave Out Violence" |
| 24..... | Member Presentation: Brian McPhee |
| | "Introduction to HDR" |
| 25..... | Member Presentation: George Liberman |
| | "Mirrorless vs. DLSR Cameras" |
| 26..... | Member Presentation: Ann Pearson |
| | "The Life & Work of W. Eugene Smith 1918-1978" |
| 28..... | Presentation: Guy Boily |
| | "The Euphoria of Winter Photography" |
| 30..... | Member Presentation: George Liberman |
| | "Multiple Exposures" |
| 31..... | Presentation: Polina Fedorova |
| | "Photography that Speaks!" |
| 32..... | Help Portrait and Worldwide Dance for Kindness |
| 33..... | Member Presentation: Phillip Shapiro |
| | "How to Simulate Various Filters" |
| 34..... | Presentation: Marianna Armata |
| | "To Capture and Create" |
| 36..... | Member Presentation: Claude Bélanger |
| | "The Nature of Fungi" |
| 37..... | Member Presentation: Paul Eifert |
| | "A Photographic Adventure" |
| 38..... | Member Presentation: Amir El Etr |
| | "Italy—Forever Magnificent" |
| 39..... | Outings |
| 44..... | Gemboree Competition |
| 45..... | Gemboree Competition Rules & Quick Reference Guide |
| 46..... | General Competition Quick Reference Guide |
| 47..... | Print Theme Competition Topics |
| 48..... | Interpretive Theme Challenge |
| 49..... | Tip of the Hat |
| 51..... | Create a Poster |
| 52..... | MCC Schedule 2016 - 2017 |
| 54..... | MCC Executive & Volunteers Committee 2016 - 2017 |





The President's Welcome Message

Welcome back to the Montreal Camera Club. The second half of our 2016-2017 program will mark our 125th anniversary—quite an accomplishment! It really is amazing to think that way back in 1892 a few photographers thought it was a good idea to create a photo club and that now, 125 years later

and with all that has changed in our world, we still have the same passion for photography. We all want to capture a moment in time using our own creative vision, and then share it with our friends. The idea is the same but the process has changed because of so many technical advancements. Imagine how difficult it must have been to photograph a bird in flight 125 years ago, or to shoot underwater or to explore the world of macro photography. We take so much for granted.

This year we will be the first club in Quebec to project our images using a 4K computer and a 4K projector on a special 200" screen. Not only is this a treat for us, but also for our presenters who will be pleased to see how much this will enhance their amazing images.

For the first time we are publishing our Cameragram in a full-year edition. No more searching through the fall or winter booklets to locate Club information. Sylvia and her team, and Ann as Program Chair, have been working through the summer to prepare this edition.

Scheduling so far ahead means there may be last minute changes due to elections, storms, or other conflicts. Members should frequently check our website which is always updated to provide us with the most current information. Our thanks to our webmaster, Rachel, for all her work keeping us both informed of changes and entertained by posting images from Club activities.

Competition Chairs have also been busy reviewing and revising Rules and Regulations, particularly for our Nature and Print competitions. Requirements for submissions have been slightly changed, especially for certain trophy qualifications and there are new forms to apply for MCC Honours. We hope that these changes will encourage even greater participation in Club competitions.

George Liberman
mcclubpresident@gmail.com

COVER IMAGE:
"A Siberian Tiger"
© John Zimmerman



The Editor's Word

Sylvia Rourke

mcccameragram@gmail.com



With summer winding down, the start of a new and exciting year for our Montreal Camera Club is just a couple of weeks away. I hope all of you were able to take advantage of the good weather and had plenty of great photographic opportunities.

Although there is always some resistance to change and a tendency to maintain the status quo, we have updated the Cameragram. Most noticeably, this edition covers the entire Club season, from September to May, and also contains reference guides which should prove handy for competitions. We think that these and other changes you may note are about improving membership satisfaction, cost efficiency and keeping ourselves technologically current. We continually strive to be one of the best camera clubs in Canada. We are always open to your ideas and suggestions on how to make our publication even better.

Please take a look at "What's New and Updated" on page 10 for more information about all our changes.

I want to draw your attention to the lecture and workshops by the very accomplished photographer, Denise Ippolito (September 24-26, 2016). These opportunities are not to be missed as she is a first-rate photographer and teacher.

I look forward to seeing everyone as our new season begins.

Happy image making!

The Cameragram is the official newsletter of the Montreal Camera Club. It is published in two editions: Season (print) and Summer (digital only).

EDITORIAL TEAM

Editor-in-Chief.....Sylvia Rourke

Assistant Editors:

Layout.....Cindy Canavan

Copy Editor.....Ann Pearson

ProofingAnn Pearson, Rachel Bilodeau, Diana Bruno

Webmaster.....Rachel Bilodeau



Messages from the Chairs



Membership

Chair

Cindy Canavan

mccmemberships@gmail.com

Welcome back to enjoy another season at the MCC!

Phillip Shapiro's efforts to continue Club outings throughout the summer has been quite successful and we now have several new members as a result - kudos to Phillip!

Looking at the Program Highlights in this edition of the Cameragram you will see that a number of tutorials will be given by fellow Club members. I encourage you to give some thought to inviting potential members to these evenings as they should be very interesting to budding photographers who want to know more about digital processing techniques.

See you at the opening meeting!

Note to all 2015-2016 Trophy winners!!

A final congratulation on your achievement. I hope you enjoyed displaying your trophy and basking in its reflection, but your moment in the sun is coming to an end. Please return your trophies no later than March 13, 2017 so that preparations can be made for the 2016 - 2017 awards. Thanks!

— Brian McPhee
Honours Chairman





Co-Chair
Pat Borlace

Pictorial

mccpictorial@gmail.com



Co-Chair
Claude Bélanger

A new year is starting again and we are so looking forward to receiving your images for the Pictorial Competitions. It always amazes me how diverse your submissions can be and how many different ways there are of shooting any given subject.

Our first competition this year will be on Monday, September 19th which means that your images are due

the night of our first club meeting on Monday, September 12th.

We hope you have been busy shooting this summer and have a number of images to be entered. If you haven't entered a competition yet, we encourage you to do so. It is a great way to share your images with your fellow members and the judges' feedback will help you to improve your photography.



Co-Chair
Ilana Block

Nature

mccnature1@gmail.com



Co-Chair
Ellie McCrea

A couple of important changes have been made to the lineup in the Nature Division this season. First, we have added a new category, Ornithology (Birds). And second, we've removed the Action category to simplify matters. We feel that these changes will allow the other categories – Botany, General & Zoology – to gain more recognition.

We would like to encourage all nature photographers to expand their horizons and consider the wide scope of subjects in the natural world.

Important competition information has also been updated this season including the Nature Guidelines. A

printout of a shorter 'cheat sheet' version of these guidelines will be available on opening night September 12th. The executive team has put a lot of work into making these changes to make your MCC experience a good one. For competitors, it is important to know how to size and label your entries and to read up on the awards and trophy guidelines if you wish to compete for one.

In summary, the Montreal Camera Club is made up of a large group of passionate photographers, from the novice to the expert, who have joined to learn and compete, as well as make friends and have FUN!





Print
Chair
Pam Fogarty
mccprint@gmail.com

I would like to welcome all the new and returning members this season.

If you haven't attended before or it has been a while since you've joined us for a Print Competition, you will be able to take part in an exciting event. We have now divided the evening into two parts. For the first half of the evening, you will be occupied with another activity, such as an educational "Tips & Tricks" or a presentation, while the judging is done in a separate room. Check the program to see what is scheduled for that night. After the break, the prints

will be showcased on the light box for the judges and on the screen for the audience while the judges provide their comments.

We keep trying to make great strides in making Print night more enjoyable for competitors and audience alike. This year is no different as you can read in the "What's New" section.

We created the new Print Competitions Handbook for you to reference. Please take the time to review this document — it will give you all the information you need about Print Competitions. You are welcome to contact me directly via email at MCCPrint@gmail.com if you have any other questions.

<http://tinyurl.com/MCC-Print-Guide>

Outings
Chair
Phillip Shapiro



mccoutings@gmail.com

Over the summer we had several outing events. It was wonderful to meet with our members over the summer when the weather was cooperative.

As your Outings Chair I have tried to put together fun and challenging events. Once again this year I invite you all to come out and enjoy and learn and—the most important thing—meet our members, old and new, while

participating in these outings. These events are an integral part of our club, and it provides us the opportunity to catch up with and to exchange various methods of taking great and challenging photos. We don't have a lot of time to mingle during competition nights so take advantage of these outings to have fun and benefit from exchanging techniques with your fellow photographers.

I will add to the events during the year as the weather permits and opportunities arise. I will also have walking tours during which we'll focus on learning the basics of photography.

I look forward to seeing you at these events.



DIGITAL SLIDE SHOW COMPETITION

Rules & Guidelines

—John Surridge

This is your chance to demonstrate your photography, creativity and imagination in the Digital Slideshow competition to be presented at the meeting of April 10, 2017.

Don't miss this chance to experiment, learn new tricks and have some fun. The Catherine Rasmussen Trophy will be awarded to the winner of the competition on Awards Night. All members in both class A and class B are eligible to enter.

Judges:

The judges will consist of the Club members and guests in the audience. Judges will be asked to consider how well the following elements work together to create an imaginative, entertaining and original presentation: theme; image quality; editing; story flow and pacing; music; sound effects and commentary; titles.

Rules:

1. The presentation may be on any subject of the photographer's choice.
2. An identifying title should be included.
3. For this competition, the maker's name should NOT be included ANYWHERE in the presentation.
4. The presentation shall be no longer than 4 minutes. It may be shorter.
5. The presentation shall be submitted to John Surridge no later than April 3rd (the meeting previous to April 10th) so that it may be tested and a judging list can be prepared. Please note that we no longer accept entries on the evening of the competition.
6. Submissions shall be on CD, DVD or USB key with your name clearly indicated on the media (and NOT in the slideshow presentation).
7. A sign-up sheet will be available at the Club in January. You must indicate whether your presentation will be Mac- or PC-based.
8. Presentations should be self-running (stand-alone, independent of the software used for its creation).

Some Helpful Hints:

Although you may choose any theme, subject or range of subjects, your show should be cohesive. The time allotted, 4 minutes, is fairly short. You might like to go through your image collection and come up with a show that is funny or offbeat. Choose top quality images with good technique and composition. Take the opportunity to edit your images so that you do not repeat similar images unless you have a specific point to make. Eliminate images that do not advance your story. Be ruthless!

Music selections should complement the subject matter. If you are using commentary, the remarks should be concise and the information accurate and lighthearted. Personal anecdotes can often help advance the story and keep the audience interested.

Pacing and tempo are of the utmost importance—six to eight seconds per slide is a good starting point. You may vary the amount of time per slide according to the type and timing of transitions used to move from one image to another and the relationship to the musical accompaniment.



Other Thoughts to Bear in Mind:

Software: You will require some type of software to prepare your slideshow. This can be as simple as using Microsoft PowerPoint, Keynote or OpenOffice Impress, or as complex as using Photodex Proshow. The mid-range favourites are Proshow Gold for PC and Fotomagico for Mac. They have extensive capabilities for a reasonable investment (about \$75). Pix2exe is another program with good capabilities for a similar cost, advertised as available for both Mac and PC. There are various free options available on the Internet, but I am not familiar with their capabilities. Lightroom and Photoshop Elements have slideshow capabilities, but they are limited as to types of transitions, music handling and formats in which the shows can be saved.

In testing out options, please try to find a program that has the capability to give you a self-running (stand-alone) file. This may be an .exe file for PC systems or an .app file for Mac systems, or possibly an .avi or .mov file. Ensure that you can save your show to a CD, DVD or USB key. If possible, try it out on a different computer, or media center, to see if it runs independently and that all music is properly functioning. If you are not sure, create a test and bring it to me in February or early March so that we can try it out and, if problems are found, they can be corrected in time for submission to the competition.

Most slideshow software, if left to default settings, will create your show at what it thinks is a reasonable image size (800x600 or 1200x800). The true resolution of the Club's projector is 3840x2160 pixels. Try to set your show for approximately this image size. Each of your images may not respect this 16:9 proportion. In that case, adjust your image size to a maximum of 3840 pixels for those using a horizontal format and 2160 for images using a vertical format.

Set up a named directory or folder on your hard drive for your show to receive all images, clip art, music, sound effects, etc. Copy all these files to this directory rather than moving your originals. This is also where you will save all intermediate versions of your slideshow. Depending on your level of comfort with the computer, sub-folders for images, music and slideshow versions may be advantageous. Remember, to be on the safe side, always work with copies and never the originals of your images.

Music:

Ensure that any music or soundtrack is in fact "attached" to your slideshow when you save the show or burn it to disk. As a precaution, make sure to provide the music file with your show when you submit it to me. As demonstrated at last year's competition, there is a substantial difference in a presentation's appeal with music as opposed to a silent show.

If you obtain your music files through iTunes or similar on-line stores, ensure that you have the right to use the file on any machine. We have had a problem in the past where moving the show to the Club's computer invalidated the right to the use of the music. The slideshow played, but silently.

Final Word:

When burning to a CD or DVD, please ensure that the disk is "closed" and prepared for reading on another computer. We have had problems with this in the past for CDs created on Macs.

Good luck and let's see those shows!



What's New and Updated

MCC New 4K Equipment

As mentioned in our president's welcome message, we've upgraded MCC's projector, screen and TV monitor to 4K as well as a new laptop to match these new upgrades.

New Submission Sizing

Digital images should be submitted with a maximum width of 3840 pixels and a maximum height of 2160. Given the larger file size you may have to submit your images in separate emails in order to not exceed 10 Mb per email.

MCC Cameragram Publications

We will be publishing a single print edition containing information for the entire season's Program. This booklet will be mailed to all members before the first meeting of the season. A summer edition will be published in digital format only, available for viewing on the Website, containing the annual financial report (not found in the "public" version) as well as all of the winning photos and trophy winners for the year.

Nature Division - Ellie McCrea and Ilana Block

Several changes have been made to the rules for the Nature competitions. In particular, the "Action" category has been removed, and "Ornithology" (birds) added. Please check the website for more details.

Print Division – Pam Fogarty

With the increase of participation in the Print Division we have decided to make some changes in how the submissions will be done. You will be able to submit only 3 prints per competition and only 2 prints in Theme. Please note that you will be only be able to submit a maximum of 10 prints in colour or monochrome; creative prints are a sub-category of these. Please take a look at the trophies as their requirements may have changed

File Naming Rules (Quick Reference Guide)

We have updated the Quick Reference Guides reflecting the Nature, Print and Sizing revisions. You will find your Guides under the Membership/Competitions/File Naming Rules.

Competitions in General - The Competition Chairs

Please note that only paid-up members are eligible to compete. To submit your work for the first Pictorial Competition, please mail in your membership form and cheque if you are unable to attend the first meeting on September 12, 2016. Submissions for the first Pictorial Competition are due on that date. The mailing address is given on the form.

Website Members Section Password

The new password for the members' section of the MCC website will be provided via email during the week after our first meeting on September 12th, 2016. Check your inbox!





Program Highlights 2016 - 2017 Chair Ann Pearson

mccprogram@gmail.com

In recent years, we have added more presentations from our members to fill out or complement our competition evenings. We all profit from their educational tutorials or from viewing their travel portfolios. While we get to see some of each other's photos in our competitions, viewing a collection of a person's images allows us to greater appreciate her or his skills. Check out the list of topics and member presenters in our newly formatted Cameragram.

As usual, we can look forward to fabulous guest presenters in our line-up for this year. Denise Ippolito will be our Bonnie Nichol Lecture speaker and she will also share shooting tips and provide constructive criticism for those who choose to participate in the workshops she will give on Saturday and Sunday, Sept. 24 and 25. View her website for an inspiring preview of her creativity.

Polina Fedorova will be presenting twice: on Oct. 17 in Understanding the Big Picture, to better identify our photographic goals; and on Jan. 23, in Photography that Speaks, she will talk about how to work with subject matter to get that one image that says it all.

Members from MCC have used their photographic skills in our Help Portrait programs at hospitals, senior

residences, etc. to enrich the lives of those who would not otherwise be able to afford family photographs. Two presentations this year will feature other organizations which use photography effectively for their social programs. On Oct. 24th, one of our newer members, Claudio Bussandri, who is involved with World Wide Hearing Foundation International, will present images and speak about his work in Guatemala, providing high-quality hearing aids to children and youth.

On Nov. 14th Pierre G. Couture, Executive Director of LOVE (a non-profit organization working with youth) and participants in their Media Arts Program will show images and talk about how photography has transformed their lives in many ways.

Guy Boily, nature, and adventure photographer, returns to our club on Dec. 5th to motivate us to embrace winter and get out there and shoot!

As mentioned by our president, we will be celebrating the 125th anniversary of MCC in 2017. Plans are in progress to share our history and our photographs with the general public.



MCC PROGRAM

Opening Night
Monday, September 12, 2016

WHAT WE DID LAST SUMMER & LOOKING AHEAD & LOOKING BACK PRESENTATIONS

What We Did Last Summer 2016!

A slideshow presentation of images from MCC summer outings.

For the first time a number of outings were planned and available for those who wished to be tempted. Our thanks go to Phillip Shapiro for this initiative.

Looking Ahead!

There will be a short presentation on the competitions that are part of our regular programming at the Club. We will review the changes that have been made in the Nature and Print Divisions. This is a chance for members to ask questions and to be inspired by the photographs submitted by members in previous years. We will also explain what is needed to enter our Gemboree and Slideshow competitions in the spring. Our popular non-competitive evenings consist of the *Interpretive Challenge* in the fall and the *Create a Poster* in the spring.

Important information concerning the sizing of your digital submissions to meet the requirements of our new 4K equipment will be explained. Check the 'What's New and Updated' on page 10.

Looking Back!

A peek at some images from earlier days at the Montreal Camera Club in preparation for the 125th anniversary coming up in 2017. A committee is working on plans for how we will celebrate the anniversary in June, 2017. We'll keep you posted through our Website and at Club meetings.



Monday, September 26, 2016
4th Bonnie Nichol Lecture Series

Thinking Outside the Box & Creating Pleasing Blurs

Denise
Ippolito



We are very excited to be hosting Denise Ippolito for our annual Bonnie Nichol Lecture. Denise is a dynamic speaker whose distinctive photographic style has earned her many awards including several with the Photographic Society of America.

She is a full-time professional photographer, workshop leader, and artist living in New Jersey. Her images have been published in magazines and books, sold as greeting cards and calendars. Denise was recently featured in a Sierra Club Documentary film. One of her images was selected as the “Art in Nature” category winner in the prestigious Nature’s Best 2015 Windland Smith Rice International Awards Competition. In 2010 and 2014, Denise received the Highly Honoured Award in the same competition. Also in 2014, Denise had an image selected for a People’s Choice Awards, Top 50 Images, in the BBC Wildlife Photographer of the Year Competition. Denise travels extensively, presenting slide lectures and seminars, teaching photography and how best to use Photoshop. During her “Thinking Outside of the Box” lecture, Denise will take us on a journey through her own lens, illustrating the creative development of her artistic vision—to challenge us with new ideas to awaken the artist within each of us.






ARTIST STATEMENT

"When I think about my life and how my art has been a guiding force in my life's decisions, I realize how important it is and has been for me throughout the years. At times I can't catch my breath when I get excited about a project because so much of me goes into each piece, whether it is a photo or a painting or, nowadays, a digital painting. It's difficult and easy at the same time. I see beauty around me, and I am pulled in, all senses engaged, engrossed, absorbed, preoccupied.

Sometimes a project just spills out of me and at other times it takes a lot of work to convey my thoughts clearly. I won't rest until it is right—until I believe that my viewers are with me in each image: feeling the air, smelling the flowers, walking in the soft sand, hearing the birds. I can't stop until I have infused my projects with beauty and emotion and a little bit of me.

But I can't leave it there as I have a passion for teaching. This is also a part of my art, to guide others along a path to find their unique artistic vision. I love to share who I am and how I see the world. My goal is to provide a space where everyone can dream, create and achieve.





Montreal Camera Club

is offering full day workshops
with professional photographer, workshop leader, author and artist

Denise Ippolito

www.deniseippolito.com

The workshops will start with an early morning in the field with Denise, followed by a lunch break on your own where you will choose 3 of your photos for her to critique. Afternoon session will include critiques and Denise will be teaching one of her post processing techniques and answering questions.

All workshop participants will receive her E-book **A Guide to Creative Filters & Effects II** for free (a US \$39 value)

WORKSHOP 1 - \$200 (max 10 participants)

Saturday, September 24th – 6:00 a.m. to 4:00 p.m.

WORKSHOP 2 - \$200 (max 10 participants)

Sunday, September 25th – 6:00 a.m. to 4:00 p.m.

**Space is limited – advance registration for Club Members until August 31st.
Open to non-members after that date.**

All workshops and presentations will be given in English, rain or shine, time and location may be subject to change due to weather

They are non-refundable but you can find yourself a replacement if you need to.

First Come First Served.

Send your registration and cheque payable to:

Montreal Camera Club

(indicate **Denise Ippolito** in memo area)

c/o Sylvia Rourke

1412 – 3 Westmount Square,

Westmount, QC H3Z 2S5



The Montreal Camera Club
would like to acknowledge
the generosity of

Jack Rothenberg

and

John Zimmerman

in sponsoring our Bonnie Nichol lecturer

Denise Ippolito

September 26, 2016



Monday, October 03, 2016

Member Presentation

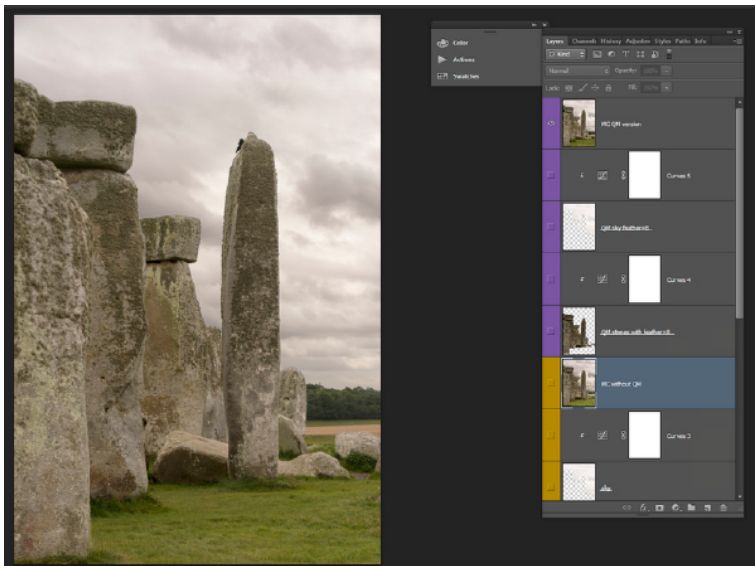
Giving Your 4K Images a Clean Look Using Quick Mask and Refine Edge in Photoshop — Cindy Canavan

This season our club will be enjoying fabulously detailed images thanks to our brand-new 4K digital projector, 4K projection screen and 4K laptop. Most members already know that this upgrade will require us to submit our images in a higher resolution than in the past—we are moving from 1400x1050 pixels to 3840x2160. However, it is important to understand that this will also have an impact on our editing techniques.

The downside to this improvement is that poorly selected areas of an edited photograph will no longer fade into the background in a general blur of large pixels but instead will show clearly.

Pixels do not have a defined physical size. For an image of a given height and width, more pixels can be projected onto the same image area on the screen by simply reducing the size of the actual pixels. In this way, much more detail will be revealed in an image.

But wait—all is not lost—Photoshop to the rescue! There are many techniques available to us to make our post-production work more-or-less invisible. In this short tutorial, I will demonstrate a few tricks using Quick Mask and Refine Edge. Hopefully, this will be a good review for those of you who are already comfortable in Photoshop and I will encourage you to share your preferred techniques.



Monday, October 17, 2016

Photography— Understanding the Big Picture

—Polina Fedorova

What are you thinking about when you pick up a camera and shoot an image? What is your goal and what must you consider to achieve it? The way I see it, there are two main types of photography.

In the first type, the photographer purposely creates the image by making a series of decisions about the setting, the lighting, props, etc. If the image also involves a person or people, the photographer works as a team with the subjects, constantly communicating with them about the pose, what they are feeling, etc..



© Anya Chibibis

In the second type, with or without people, the photographer composes the image but with no contact, no manipulation of the subject matter,

no interaction with what's being photographed.

Whether portrait, fashion, wedding, still life, nature, or landscape photography – each can be type 1 or type 2.



Polina Fedorova

Each type communicates a message and tells a story. Each comes with different rules or guidelines. Each applies to either a single image or a photo essay/slideshow of several images. It's important for photographers to understand which type they're engaging in and why, and what their concerns should be for creating good images in each type.

In this presentation, I will explain and illustrate the differences between each type using my own work and that of other photographers from around the world.





© Anya Chibibis

Biography

Polina Fedorova was born in St. Petersburg, Russia. She is the founder and director of The Photo School which offers numerous courses for photographers from beginners to advanced levels. She also offers workshops here and abroad, notably in Russia. Polina has been teaching photography since she arrived in Montreal in 2006.

After pursuing studies in Art and Education in St. Petersburg, Polina

completed further studies in the 1990s for Modern Art Curators. She subsequently worked as an exhibition manager and as a photo editor for Russian magazines such as *Afisha* and *BG*.

Polina has also worked as a professional photographer for magazines such as *Elle*, *Vogue*, and *Vanity Fair*.



© Polina Fedorova

Monday, October 24, 2016

Member Presentation

Philanthropy and Photography

— Claudio Bussandri

Claudio F. Bussandri is a retired business leader who commits his time to improving the quality of life of the community and the healthcare environment. He has personified civic engagement and continues to be a role model for many.

Throughout his life, Claudio has succeeded at every endeavour despite having a very severe hearing impairment. Without hearing aids, he simply cannot hear any speech at all, and would not be able to communicate in the hearing world. Although this impairment represents a significant challenge, it has never stood in his way. From a very young age, he made the decision to not only overcome it but also to strive to help others facing the same challenge who would otherwise suffer the loss of understanding, education, job opportunities and a full enjoyment of life.

In 2010, he extended his work beyond Quebec's and Canada's borders, becoming an activist on an international scale. He is the Founder of World Wide Hearing Foundation International, whose mandate is to screen for hearing loss and provide hearing aids to children and young adults in developing countries. It has



projects in Jordan, Guatemala and will be expanding to Peru and the Philippines.

His passion for photography was kindled in university when a friend of his allowed him to use his Minolta camera—he has been hooked ever since. He enjoys travel, landscape, people and street photography.

This presentation will include images commenting on the mission of World Wide Hearing's projects around the world. Photographs will show primary and secondary students and staff at three schools in the town of Mazatenango, Guatemala.

The second part of the presentation will include travel photographs of Guatemala City, Antigua and the mountain village of Santa Maria de Jesus.





Vivre sans Violence
Leave Out Violence

Monday, November 14, 2016 — first half

LOVE

Leave Out Violence

— Pierre G. Couture

LOVE'S STORY

LOVE is a non-profit organization based in Montreal and founded by Mrs. Twinkle Rudberg in 1993. Following her husband's murder by a 14-year-old boy, Twinkle became convinced that the young perpetrator was himself a victim of violence. Thus, LOVE was born. The organization has made a significant impact on youth aged 13 to 19 by helping them end the cycles of violence in their lives and by training them to become leaders in violence-prevention within their communities. LOVE's programs have been enthusiastically endorsed by schools, government, community organizations and corporations who believe in the immense potential of our youth. Over the last 20 years, LOVE has launched programs in Toronto, Halifax and Vancouver.

LOVE'S VISION

To inspire youth to build a society free of fear and violence. LOVE believes that youth offer concrete reality-based solutions to their own problems and that changes in youth attitudes and behaviours are best made through peer-to-peer communication. This approach gives participants the ability to change themselves, while also building the capacity to help others.



MEDIA ARTS PROGRAM (MAP)

MAP gives youth the tools they need to depict their experiences with violence through photography, writing and group discussion. Through the lens of a camera, youth articulate the impact of violence on their lives and explore positive alternatives. They are supported and supervised by qualified professional, sometimes for several years.

MAP allows participants to build self-esteem by highlighting their achievements and sharing them with the community. They also develop critical thinking about the world around them.





Pierre G. Couture, the executive director of the LOVE in Quebec, and representative youth from the MAP program will speak about how photography is not only a tool for change but has become a means for youth to develop their creative talents, find their voice and discover new life paths.

"I started MAP in 2012, and I have met so many interesting people since then. They have showed me a world with more diversity and less darkness."
Sacha C., 19.

They also develop empathy and acceptance of their peers and discover alternatives to violence that lead them along a path to positive change and transformation.



Monday, November 14, 2016 — second half
Member Presentation

Introduction to HDR — Brian McPhee

You've probably already seen HDR (High Dynamic Range) photographs, whether you knew what they were or not, and perhaps you even wondered to yourself, "How did they do that?" Well, whether you simply want to learn just what HDR photography is, or finally crack the code and get the results you've always wanted, this presentation will walk you through the basics that are required to get your HDR photos. I will explain what HDR is, how it works, how to create an HDR image, the basic processes involved, as well as what hardware and various software programs are needed.



I first became interested in photography as a teenager, when I enjoyed taking photos of my friends in water skiing competitions across Quebec and Ontario. In those days I used a Zenit-E 35mm camera, one of over 3 million units manufactured between 1965 and 1986. My photography career abruptly ended when two years later my beloved Zenit went swimming in a lake. Sadly, I didn't get back to photography while raising a family, even with two children who grew up excelling in sports. I only took it up again just before retiring. I used my first DSLR, this time not to miss capturing my grandchildren's sporting achievements. Since returning to photography, I have dabbled in various fields such as wedding, nature, studio and of course, sports. I am a graduate of The New York Institute of Photography. I joined the Montreal Camera Club in 2007 and have served as Pictorial and Nature Chair for many years and I am presently Honours Chair.



Monday, November 21, 2016

Member Presentation

Mirrorless vs. DSLR Cameras — George Liberman

There is a lot of discussion concerning the use of the increasingly popular mirrorless cameras. In this presentation, I will try to enlighten you on some of the advantages and disadvantages of using them and I will also try to dispel some myths about them. This will not be an infomercial for Fuji, I do not work for, or get paid by, Fuji. My talk is all based on my personal experience using the Fuji XT-1 as compared to my previous experience with the Canon 5D MK11 and 7D.

Before choosing the XT-1, I experimented with Olympus and Sony cameras and I will talk about the reasons for my choice of Fuji versus the other brands. In short, the discussion will compare the features available on each of these models but why, for me, the Fuji stands out as the easiest camera for manipulating the settings when you are out there shooting images.



© Rick Davis



Monday, November 28, 2016 — second half

The Life & Work of W. Eugene Smith 1918 - 1978

— Ann Pearson



© W.Eugene Smith

While most of us strive to produce at least one outstanding image from a photo expedition, we sometimes realize that, for certain subjects, a series of images is needed to explore a story more in-depth. This applies particularly when photographing documentary and journalistic subject matter.

No study of the history of photography is complete without reviewing the work of the renowned American photojournalist, William Eugene Smith. He was devoted to his projects and respected for his “uncompromising professional and ethical standards.” Smith developed the photo essay into a sophisticated visual form and many were published between 1939 and 1954 in the famous *Life Magazine*.

His most impressive studies include the clinic of Dr. Albert Schweitzer in French Equatorial Africa, the portrayal of a way of life in a Spanish village, and the dedication of an American country doctor and a nurse midwife. Although he severed his relationship with *Life Magazine* over the manipulation of some of his images in the Schweitzer essay, Smith went on to produce one of his most challenging series—the devastating effects of mercury poisoning from industrial waste on the health of the residents of Minamata in Japan, 1975.



© W.Eugene Smith

“Smith claimed that his vocation was to do nothing less than record, by word and photograph, the human condition. No one could really succeed at such a job, yet Smith almost did. During his relatively brief life, he created at least fifty images so powerful that they have changed the perception of our history.” —notes from Wikipedia

It is not surprising to find many of Smith’s photographs in the Family of Man Exhibition and book of the same name (1955). The project comprised 503 photographs by 273 artists from 68 countries and was created by Edward Steichen for the New York Museum of Modern Art. Its “...manifesto for peace and the fundamental equality of mankind expressed through the humanist photography of the post-war era,” was well in keeping with Smith’s philosophy. —notes from Wikipedia




Did you miss the summer Cameragram in digital format only?

You can read it on the MCC website
or download it to read later:

<http://tinyurl.com/CG-SUMMER-2016>

This link is to the “public” version which does not contain the financial statement. To see that, log in to the Members’ area.



Monday, December 05, 2016

The Euphoria of Winter Photography

—Guy Boily



Winter is the season to not shy away from. Why, you ask? There are several reasons. The season is short, there are no crowds, no bugs, fantastic light, later sunrises, lots of white mist, fog and -30°C temperatures. What more could you ask for?!

Ever since I can remember, I have always enjoyed the winter season. It's hard to explain but I feel so alive when that biting cold wind hits my face. In order to get certain images, I have to be gone for several days at a time and that means camping out. You have to prepare in advance and be ready for any emergency. My equipment starts with an old magnesium army medical sled, a four-season tent, -40°C sleeping bag, a ground sheet, a stove and lots of high energy food. On a typical day

at -30°C I can easily eat 4000+ calories just to keep my body heat.

Most camera equipment nowadays is extremely tolerant of, and reliable at, extreme cold temperatures but you still have to take certain precautions. I plan my outings by doing research beforehand—but nothing is 100% foolproof. I will share information about how to keep warm and recommend what photo equipment to use. Keeping warm depends on your health and what type of person you are. Some people just don't like the cold but there are ways to make the experience more enjoyable.

My first experience in -40°C temperatures was in the 90s. Back then, we all worked with slide film which had a 5-stop latitude. With digital technology we have a 13- to 14-stop latitude. What a difference! But I still take as much care as in the past to get the image right while I am on site. If I need to adjust anything with post-processing, it is easy because I already have the best information possible with my initial capture.

As I look back on my work, I can truly say that light has been the main component in my photographs. A great subject with poor lighting will result in a mediocre image but even a poor subject with great lighting can become a work of art. I consider myself as more of an artist than a photographer, or maybe I should say I am a "pursuer of light."





Biography

Guy Boily took up photography at an early age but only began to pursue it seriously in 1995. He is very much an outdoor photographer whose work has been widely exhibited and published. He is well known for his numerous photo workshops and he teaches photography in Montreal libraries and at various photo clubs throughout Quebec.



Multiple Exposures

—George Liberman

Some cameras, such as the Nikon, allow you to take multiple exposures of the same subject matter and create a kind of mosaic effect as you move the camera or zoom the lens during the exposure. Other cameras allow for a double exposure—one image superimposed on a second image. This talk will be about how to “make an image” using Photoshop layers and stacking in order to combine multiple exposures into a creative composite.

As you can imagine, the first step is to have an idea of what your final image will look like. You can either choose multiple images to combine from your collection as illustrated by the photo of the skiers on the table cloth or you can carefully set up a series of shots moving your subjects about for different exposures against the same background. In either case, the final image is achieved in the “digital darkroom.”



© Thomas Barbey



Monday, January 23, 2017

Photography that Speaks!

—Polina Fedorova

(Artist Biography on page 18)

Is there any member of a photo club who doesn't want to take great pictures?

In this presentation, I'm going to show you how to reach that goal, based on an approach developed from my training, my photo work and my observations as a professional photographer.

To make a single powerful picture—one that tells a story, or has a message—you start by creating a pictorial story or photo essay. For the first attempt you may need ten images, the next five, then three, and the last attempt—just one! This holds true for different types of photography, for example: nature, people, fashion, wedding or photojournalism.



© Polina Fedorova



© Alexander Gronsky

The presentation will provide rules and guidelines which show how to recognize, read and react to pictorial stories. Images are not 'read' in the same way as a work of literature. What connects a series of images can be a recurring subject matter, the feelings evoked in the viewer, the photographic technique (such as unusual camera angles) or many other things.

Examples from the work of international photographers, as well as from my own work, will richly illustrate the approach used to succeed in getting that great capture, that one image that speaks volumes!



November-December 2016

Montreal Camera Club Helping Others

Help-Portrait 2016

Once again this year several teams of photographers and assistants will be going into different organizations / hospitals / old age residences to take portraits and give them to the families. We are based on a simple version of the Worldwide Help-Portrait movement that started in 2008.

More info here: <http://help-portrait.com>



Diane Dupuis

It will be our 7th year giving back to these wonderful organizations who do so much all year round. Some places we go to to capture their smiles are: The Friendship Circle, Centre de readaptation Marie Enfant du CHU Sainte Justine, Donald Berman Maimonides Geriatric Centre, community holiday parties put on by local Police departments, etc. If you are interested in joining our team of volunteers as a photographer or assistant, please contact Diane Dupuis at: ddkphotos@yahoo.ca

5th Annual Worldwide Dance for Kindness

Sunday, November 13th, 2016
2:00 p.m. at Quartier Cavendish

For the 5th year in a row, Diane Dupuis will be leading Montreal's version of Life Vest Inside's Worldwide Dance for Kindness. Last year over 100 cities around the world participated in the same FreezeMob/FlashMob on the same day—joining together in dance to spread kindness around the world. Last year's video can be found here:

[Dance for Kindness 2015 WorldWide Montage \(video\)](#)

More information about Life Vest Inside can be found here:

[Life Vest Inside](#)

Volunteer photographers and videographers are always welcome to come help capture the moment. If you are interested in helping out (or dancing!) and are available on Sunday, November 13th, then please contact Diane at:

ddk@lifevestinside.com



Monday, January 30, 2017 — second half
Member Presentation

How to Simulate Various Filters — Phillip Shapiro

There are good reasons to know how to simulate a neutral density, a polarizer and a gradient filter. In fact, we can simulate the effect of almost all filters we usually place on the lens of our cameras. We can do this because of the great enhancements in digital processing software. I will be using Photoshop for my presentation.

So why would we want to do this when we could simply purchase the appropriate filter? The pros for having a physical filter is that you are creating the photo on-site using only your camera settings, and that a real filter provides added protection to your very expensive lens.

Now for the cons for using a physical filter. You may not have brought your filter with you or you may discover that your filter is not the correct size for the lens you are using. Finally, the most important reason is that by adding a filter to any lens you are diminishing the optical capability of your lens. How much image degradation depends on the quality of the filter and your capture settings.

In my opinion, it is much better to use software filters than to add a real filter to your lens. My tutorial will demonstrate this digital solution and then it will be up to you to either purchase a filter or learn how to use the software.



Monday, February 06, 2017

To Capture and Create

The Unique Vision of Marianna Armata

— Marianna Armata



Marianna Armata has been a professional graphic designer for over 30 years, working in Montreal, Toronto and Vancouver. She is also an international award-winning, published photographer since 2009. For three years running, 2013-15, she was honoured by the Lakeshore Camera Club as their “Photographer of the Year.” Her work has appeared in *Communication Arts*, *Canadian Geographic*, *Photo Life*, *Photo News*, *Popular Photography*, and *Herzstück*.

Born in Poland, she immigrated to Canada as a teenager and graduated from Concordia University with Magna Cum Laude honours in Fine Arts. In recent years, Marianna’s genuine passion for the natural environment and her mastery of photography as an art form have combined to create imagery that speaks volumes about the harmony that can— and should— exist in our modern world between human beings and nature.



Marianna most enjoys macro and conceptual photography and she loves to challenge herself to capture and create something new and distinctive every day. “We are all unique individuals—we each see the world in our own way, and it’s our duty to both show and **celebrate** that difference. It’s a sad day when I don’t take my camera for a walk,” she says.



Marianna's interest in mushrooms, in particular, began as a child following her parents on their collecting forays in Eastern Europe. Harvesting and eating wild mushrooms has been a tradition in her family for generations. It is not surprising that because of her excellent mushroom images and her graphic design skills, she was chosen to create the 2017 *Miraculous Mushroom* calendar published by Amber Lotus Publishing. One of her mushroom photos is also being used to promote the documentary film 'Fantastic Fungi' by Louie Schwartzberg (you may read information here:

<http://fantasticfungi.com>).



Marianna has participated in two group exhibitions with the Lakeshore Camera Club, one at the Kirkland Library in 2014 and another at the Dollard des Ormeaux Gallery in 2015. In 2016, she had two solo exhibitions of her 'Macro World' photography. The first was held in the Beaconsfield Library, and the second at Villa Beurepaire, also in Beaconsfield.

Her presentation at MCC will feature examples from her various portfolios, her macro work, her conceptual portraits and photo collages from a recent 'foliage' series.




Monday, February 27, 2017 — second half

Member Presentation

The Nature of Fungi

— Claude Bélanger



© Matthew Jeilings

(in macro, it's assumed that the ratio of the subject in a photograph to the subject in reality is a minimum of 1:1). The purpose of mushroom photography is often scientific or educational purposes, or for research. Fungi are also the subject of splendid art photography images.

In recent years, Nature Co-Chair Claude Bélanger joined the Cercle des mycologues de Montréal and has been taking courses about mushrooms. Mushrooms are classified as fungi, a kingdom (or taxonomic division) of living organisms. There are thousands and thousands of them in the world and they range from the microscopic to quite large in size. They grow in the most incredible places in a vast array of conditions. Fungi are vital in the dynamics of the world's living ecosystem and are being discovered to be of increasing value to humans, especially as medicine.

There are many challenges to overcome in photographing mushrooms. They present difficulties of access, of lighting, of composition, etc. It is often necessary to use close-up and macrography techniques



© Claude Bélanger

Monday, March 06, 2017— first half Print

TBA



A Photographic Adventure

— Paul Eifert

Photography has provided me with a wonderful outlet for my natural curiosity and fascination with the world around me. I came recently to photography and became serious about learning and developing my skills. From an earlier use of a point-and-shoot camera for travel photos, I upgraded to a DSLR in 2010 and signed up for photography courses at Concordia. I enjoyed completing my diploma in Digital Photographic Imaging and acquiring a certificate in the use of Photoshop. My passion for photography and learning continues.

My career as an IT Technician fit in nicely with my love of photography, as it helped me to understand all its technical aspects—dealing with sensors, pixels, resolutions, file formats, interfaces, configurations, software, etc. Equally important, my artistic sensibilities had a chance to grow and be satisfied.


As a member of the Montreal Camera Club since 2013, I like the camaraderie I found at the Club and have appreciated the chance to share photos and have wide-ranging discussions with other photographers. I've participated in many interesting outings and activities and am currently a member of the Club's Executive. I enjoy different types of photography, and receiving MCC trophies and awards in many competition categories is a bonus.



The focus of my presentation is my adventure in Arizona and Utah in early 2016, with images from places such as Monument Valley and Antelope Canyon in Arizona, and from Arches National Park and Bryce Canyon in Utah.

I will also discuss my process of planning for a photography adventure, the workflow that I used in dealing with my equipment each day and finally post-processing and displaying the finished photographs.

I look forward to this opportunity of sharing my passion for photography with you.



© Paul Eifert

Monday, May 08, 2017 — first half
MCC Annual General Meeting

Monday, May 08, 2017 — second half
Member Presentation

Italy — Forever Magnificent — Amir El Etr



Amir El Etr started doing photography as a hobby more than twenty-five years ago. It rapidly became his passion when he semi-retired in 2005.

Since then, he has continually improved his technique as well as his post-processing skills. Although he doesn't do photography for commercial purposes, he has accepted many projects and events on a personal basis. He has volunteered to cover many events, e.g. Enfants-Retour Events, Bloomsday, FolkFest on the Canal, Sylviera Companie de Dance, Games of Hope and Mat TV coverage.

As a member of the Montreal Camera Club since 2013, he has participated in many competitions in which he has received many ribbons and a few Honorable Mentions. He acquired

many trophies and awards and the Expert Pictorialist Merit Award in the last couple of years. He also won the 2015 "Coup de Coeur du Public" in the SPPQ Interclub Défi (Lozeau).

Amir is also a member of "Les Amis du Parc des Rapides" and of "Club Photo Verdun."

His favourite photographic subject matter includes portraits, landscapes, street, night shots and light painting, with a few birds thrown in here and there.

Amir is a passionate and insatiable world traveler, visiting 30 countries, and always thrilled to meet new people and experience other cultures. He is particularly fascinated by Italy, returning there to photograph many times. He will present slideshows on its many different and diverse regions.



Outings 2016 - 2017

Saturday, October 01, 2016

SCOTT KELBY WORLDWIDE PHOTO WALK

The location for the Scott Kelby Worldwide Photo Walk (followed by coffee, tea or food and show-and-tell for those who are interested) will be announced closer to the date.



© Sylvia Rourke



Sylvia Rourke



Diane Dupuis

Thursday, October 13, 2016

Gardens of Light Botanical Gardens

Led by: Phillip Shapiro

Cost: ~ \$18:00

Time: 6:00 p.m.

Time for Group Photo: 6:15 p.m.

Location: Montreal Botanical Gardens

Meeting Location: at the lanterns



© Eddie Lesser



© Phillip Shapiro

Saturday, October 22 or 29, 2016

Montreal Zombie Walk

Led by: Phillip Shapiro

Date: October 22, 2016 or October 29, 2016
(exact date to be announced as we get closer to Halloween).

Time: 11:00 a.m.

Time for Group photo: 11:15 a.m.

Location: Place des Festivals

Meeting Location: same as last year at the stairs on the west side of the street.

Saturday, November 05, 2016


Victoriaville — Snow Geese

Led by: Phillip Shapiro

Time: 11:00 a.m.

Time for Group photo: 11:30 a.m.

Location: at the Réservoir Beaudet, Victoriaville, QC, Garand Street. Near the intersection of Route de la Grande ligne #162 and Route #122.



© Sylvia Rourke


Meeting Location:

in the parking lot of "Rue Garand" and corner "Rue de la Grande Ligne" (route 162) in Victoriaville.



Saturday, November 23, 2016

McGill College Avenue Night Shoot



© Rachel Bilodeau

Led by: Phillip Shapiro

Location: Corner of McGill College and President Kennedy.

Time: 7:00 p.m.

Time for Group Photo: 7:15 p.m.

January, 2017 exact date TBA

Studio Shoot with Model

Led by: John Zimmerman, George Liberman, Phillip Shapiro

Cost: (admission fee, parking, etc) TBA

Time: 10:00 a.m. to 4:00 p.m.

Time for Group photo: 10:30 a.m.

Location: TBA



TBA February, 2017

Model Shoot at the Montreal Trade Centre

Led by: John Zimmerman, George liberman, Phillip Shapiro

Cost: (admission fee, parking, etc) TBA

Time: 10:00 a.m. to 3:00 p.m.

Time for Group Photo:

Location: 747 Square-Victoria Street

Meeting Location: at the Arboretum

Sunday, March 19, 2017

194th St-Patrick's Day Parade

Led by: John Zimmerman

Time: 11:00 a.m.

Time for Group Photo: 11:00 a.m.

Location: Ste-Catherine Street from Fort to Phillips Square

Meeting Location: Corner of Fort and Ste-Catherine streets



© John Zimmerman



Thursday, April 13, 2017

Long Exposure Light Trail Photography

Led by: Phillip Shapiro


Back-up Date: April 20

Time: 7:00 p.m.

Time for Group Photo: 7:45 p.m.

Location: expressway overpass bridge
on Côte-St-Antoine,
just west of Prud'homme.

Meeting Location: as above.



© Bryan Park

For more information on all outings:

<http://tinyurl.com/mcc-outings-2016-17>

We encourage everyone to send 6 images each after an outing to the Webmaster (Rachel Bilodeau) to be posted on the MCC website in the Outings Gallery.

mccwebmestre@gmail.com

"The camera is merely a tool. The eye behind the camera is where the vision is captured." —Guy Boily



Gemboree Competition

March 27, 2017

Here are the SEVEN (7) themes for next year's competition.

Images due: March 20, 2017

You can start shooting now or look through your photo library for your submissions.
(Images previously entered in any MCC competition are not eligible.)

The Entry form is available on the Club's website at [Gemboree 2017 Entry Form](#)

For more information contact Florence Jean at: mccgemboree@gmail.com

Please refer to the Gemboree Competition Rules and Quick Reference Guide for
More information at: [Gemboree Rules and QRG](#)

The themes are open to your interpretation as long as you can show some
relation to it. For example: 'STAR' could be a planet in the sky, an object in the
shape of a star, a famous TV Star, star trails, etc. ...

1.
**MONTREAL
FAMOUS
LANDMARK**

2.
STORM

3.
ABSTRACT
Colours and
lines without
attempting
to create a
realistic picture

4.
STAR



5.
MIRROR

6.
PARADE

7.
PORTRAIT
A person's head
and shoulders



Gemboree Competition Rules & Quick Reference Guide

PICTORIAL FILENAME
P_1_1234_B_Happy Child With Ice Cream

↑ ↑ ↑ ↑ ↑
Pictorial Title **Maximum 60 characters
Membership Class: A as designated by the Committee, otherwise B
Membership Number - this will give us your name
Image Number: 1, 2, 3 (4 for makeup entries)

The category you will be putting your print into:
P for Pictorial, C for Creative, S for Street Photography

The categories:
P for Pictorial
i.e. interesting subject matter, from flowers to architecture, car details to ballet dancers - anything that is not Street or Creative.
C for Creative
i.e. artistic, imaginative, use of composites, altered realities.
S for Street Photography
i.e. captures a decisive moment, tells a story, has an emotional quality, candid human interaction, records unposed scenes in public spaces.

Digital images should be submitted with a maximum width of 3840 pixels and a maximum height of 2160

NATURE FILENAME
O_1_1234_B_Great Blue Heron in Habitat

↑ ↑ ↑ ↑ ↑
Nature Title **Maximum 60 characters
(The title of your picture should be explanatory not artistic.)
Membership Class: A as designated by the Committee, otherwise B
Membership Number - this will give us your name
Image Number: 1, 2, 3 (4 for makeup entries)

The category you will be putting your print into:
G for General Nature, B for Botany, Z for Zoology, O for Ornithology

NOTE: Any image in Nature is disqualified if there is any evidence of the HAND OF MAN.

The categories:
G for General Nature
i.e. geological features in landscapes, seascapes, etc., but the title should specify the aspect of nature depicted.
e.g. granite rocky mountains, glacial moraine, tidal pools, boreal forest, etc
B for Botany
i.e. main subject is a specific plant, mushroom, fungi, to trees or wildflowers. (no cultivated plants)
Z for Zoology
i.e. creature(s) as the main subject, insects to bison, starfish to whales (domestic animals prohibited)
O for Ornithology
i.e. birds only, in their natural habitat.

Digital images should be submitted with a maximum width of 3840 pixels and a maximum height of 2160

PRINT FILENAME
M_1_1234_B_My Print Title

↑ ↑ ↑ ↑ ↑
Print Title **Maximum 60 characters
Membership Class: A as designated by the Committee, otherwise B
Membership Number - this will give us your name
Print Number: 1, 2, 3, 4 (5, 6, 7 for Theme Competitions)
** No double digit Print Numbers

The category you will be putting your print into:
M for Monochrome, C for Colour, CR for Creative, TH for Theme

The categories:
M for Monochrome
i.e. shades of grey, black and white, sepia or a single hue
C for Colour
CR for Creative
i.e. artistic, imaginative, use of composites, altered realities.
TH for Theme
Image to reflect the theme assigned (Theme changes each season.)

NOTE: The Judges may disqualify Images NOT reflecting the Category or Theme

Digital images should be submitted with a maximum width of 3840 pixels and a maximum height of 2160

Please Note: All TITLE words should be written **without** any underscores in the titles or all the words stuck together.
Any entry not complying WILL BE RETURNED to the maker to make the proper adjustments to their titles.



General Competition Quick Reference Guide: File Naming and Image Sizing

PICTORIAL FILENAME

P_1_1234_B_Happy Child With Ice Cream

↑ ↑ ↑ ↑ ↑
Pictorial Title **Maximum 60 characters

Membership Class: A as designated by the Committee, otherwise B

Membership Number - this will give us your name

Image Number: 1, 2, 3 (4 for makeup entries)

The category you will be putting your print into:

P for Pictorial, C for Creative, S for Street Photography

The categories:

P for Pictorial

i.e. interesting subject matter, from flowers to architecture, car details to ballet dancers - anything that is not Street or Creative.

C for Creative

i.e. artistic, imaginative, use of composites, altered realities.

S for Street Photography

i.e. captures a decisive moment, tells a story, has an emotional quality, candid human interaction, records unposed scenes in public spaces.

Digital images should be submitted with a maximum width of 3840 pixels and a maximum height of 2160

NATURE FILENAME

O_1_1234_B_Great Blue Heron in Habitat

↑ ↑ ↑ ↑ ↑
Nature Title **Maximum 60 characters
(The title of your picture should be explanatory not artistic.)

Membership Class: A as designated by the Committee, otherwise B

Membership Number - this will give us your name

Image Number: 1, 2, 3 (4 for makeup entries)

The category you will be putting your print into:

G for General Nature, B for Botany, Z for Zoology, O for Ornithology

The categories:

G for General Nature

i.e. geological features in landscapes, seascapes, etc., but the title should specify the aspect of nature depicted. e.g. granite rocky mountains, glacial moraine, tidal pools, boreal forest, etc

B for Botany

i.e. main subject is a specific plant, mushroom, fungi, to trees or wildflowers. (no cultivated plants)

Z for Zoology

i.e. creature(s) as the main subject, insects to bison, starfish to whales (domestic animals prohibited)

O for Ornithology

i.e. birds only, in their natural habitat.

NOTE: Any image in Nature is disqualified if there is any evidence of the HAND OF MAN.

Digital images should be submitted with a maximum width of 3840 pixels and a maximum height of 2160

PRINT FILENAME

M_1_1234_B_My Print Title

↑ ↑ ↑ ↑ ↑
Print Title **Maximum 60 characters

Membership Class: A as designated by the Committee, otherwise B

Membership Number - this will give us your name

Print Number: 1, 2, 3, (4, 5, for Theme Competitions)

** No double digit Print Numbers

The category you will be putting your print into:

M for Monochrome, C for Colour, CR for Creative, TH for Theme

The categories:

M for Monochrome

i.e. shades of grey, black and white, sepia or a single hue

C for Colour

CR for Creative

i.e. artistic, imaginative, use of composites, altered realities.

TH for Theme

Image to reflect the theme assigned (Theme changes each season.)

NOTE: The judges may disqualify Images NOT reflecting the Category or Theme

Digital images should be submitted with a maximum width of 3840 pixels and a maximum height of 2160

Please Note: All TITLE words should be written **without** any underscores in the titles or all the words stuck together.

Any entry not complying WILL BE RETURNED to the maker to make the proper adjustments to their titles.



Print Theme Competitions

While past themes were well received, I have chosen a few themes that anyone can do without the need to use Photoshop in the hope that this will encourage more members to submit to the Print Competitions.

Fall Theme: Tools of the Trade

Print #2 November 21, 2016

Your task would be to convey this theme as clearly as you can without the need to state the trade in question. The image must have multiple items included. Please do not name your print with the trade revealed. Full body of a person must be excluded. Note: Images of photography equipment will not be accepted.



© Christa Czernin-Morzin

Spring Theme: Capturing Motion

Print #4 March 06, 2017

Your task is to submit an image that communicates motion. Pan your camera in the same direction following your subject—make sure you have ample room in the frame and no obstructions in your shooting path.



© Sylvia Rourke




Interpretive Theme Challenge

The shot below will be emailed to all members six to seven weeks before the submission deadline. Your mission, should you choose to accept it, is to turn it into a work of wonder! Use whatever technique, colour or composite that strikes your fancy. Amaze us!!

We'll all enjoy the results of our efforts on
November 07, 2016
after the Second Nature Competition.

SUBMISSION DEADLINE: November 03, 2016



© Florence Jean

SUBMIT AN ARTICLE!

Do you have an article, news item or tips and photographic experiences you wish to share with other members? If so, the Cameragram's Editorial Team is looking for your input! You do not have to be a writer – if you've got the idea, we'll help you put it together.

To contribute, please contact Sylvia Rourke for submission details by email:
mcccameragram@gmail.com



TIP OF THE HAT

Harvey Corn

Harvey participated in a group exhibition at The Gallery at Victoria Hall in Westmount in August 2016, Congrats!



Claude Bélanger, Rachel Bilodeau,
Amir El Etr, Shelley O'Connell,
Amita Virmani, John Zimmerman

Upcoming Photo Exhibition:
September 4 – 5, 2016
9:00 a.m. – 5:00 p.m.
Maison des Chevaliers de Colomb
Parc des Rapides de LaSalle

Exposition de photos annuelle



Photo: Marty Samdalis

Maison des Chevaliers de Colomb
(maison rouge à côté du stationnement)
7710, boulevard LaSalle, LaSalle

Le dimanche 4 septembre 2016
Et le lundi 5 septembre 2016
9 h 00 à 17 h 00

Association des amis du parc des Rapides


Entrée libre
All welcome

Perceptions: Environmental Essays

Philippe Laporta, Ann Pearson,
Sylvia Rourke, Alain Roy

Upcoming Exhibition

November 17th - December 12, 2016
Vernissage: Wednesday,
November 16th from 6 p.m. to 8 p.m.
The Gallery at Victoria Hall,
4626 Sherbrooke Street W.,
Westmount



© Sylvia Rourke



© Philippe Laporta



© Alain Roy



© Ann Pearson

CREATE A POSTER

Monday, April 03, 2017

Create a customized, inspirational, motivational or fun poster and display your message in an eye-catching way.

Some guidelines to creating a poster with your image:

- Keep the look clean.
- Use a headline; think about a single word, sentence, phrase or quote that will get people's attention.
- Use of a border is optional.
- Free trial versions of motivational poster makers are available online.

Check out <http://bighugelabs.com>

Submission

- Maximum of two per member.
- Submit images to Sylvia Rourke at mcccameragram@gmail.com
- **Deadline for submission: March 27, 2017.**



© John Surridge



© Perry Cohen





Montreal Camera Club Schedule 2016-2017

| | | | |
|-----------|-----------------|-----------|---|
| SEPTEMBER | Monday | 05 | Labour Day - No Meeting |
| | Monday | 12 | Opening Night – New Beginning and MCC Turns 125 |
| | Monday | 12 | Pictorial #1 images due |
| | Monday | 19 | Pictorial #1 Competition |
| | Monday | 26 | Bonnie Nichol Lecture – <i>Denise Ippolito</i> – - “Thinking outside the Box & Creating Pleasing Blurs” |
| OCTOBER | Monday | 26 | Nature #1 images due |
| | Saturday | 01 | OUTING: Scott Kelby's 9 th Annual Worldwide Photo Walk |
| | Monday | 03 | Nature #1 Competition |
| | Monday | 03 | 2 nd Half Nature – Member Presentation – <i>Cindy Canavan</i> - “Quick Mask and Refine Edge in Photoshop” |
| | Monday | 03 | Rosh Hashanah |
| | Monday | 10 | Thanksgiving – No Meeting |
| | Thursday | 13 | Gardens of Light – Botanical Gardens |
| | Monday | 17 | Guest Speaker – <i>Polina Fedorova</i> – “Understanding the Big Picture” |
| | Thursday | 20 | Print #1 titles and digital images due |
| | Monday | 24 | Member Presentation, <i>Claudio Bussandri</i> - “Philanthropy and Photography” |
| | Monday | 24 | 2nd Half - Print #1 Competition |
| | Monday | 24 | Pictorial #2 images due |
| | Monday | 31 | Pictorial #2 Competition |
| NOVEMBER | Monday | 31 | Nature #2 images due |
| | Saturday | TBA | OUTING: Montreal Zombie Walk - Date to be Announced |
| | Thursday | 03 | Interpretive Night images due |
| | Saturday | 05 | OUTING: Victoriaville - Snow Geese |
| | Monday | 07 | Nature #2 Competition |
| | Monday | 07 | 2 nd Half – Interpretive Night |
| | Monday | 14 | <i>Presentation by the LOVE - Leave Out Violence</i> |
| | Monday | 14 | 2 nd Half Member Presentation - <i>Brian McPhee</i> – “INTRO to HDR” |
| | Thursday | 17 | Print #2 and Theme (Tools of the Trade) titles and digital images due |
| | Monday | 21 | Member Presentation, <i>George Liberman</i> – “Why Mirrorless Cameras?” |
| DECEMBER | Monday | 21 | 2nd Half - Print #2 Competition Theme: Tools of the Trade |
| | Saturday | 23 | OUTING: McGill College Avenue Night Shoot |
| | Monday | 28 | Flea Market |
| | Monday | 28 | Lecture by Ann Pearson – The Life & Work of W. Eugene Smith 1918-1978 |
| | Monday | 05 | Guest Speaker <i>Guy Boily</i> – “The Euphoria of Winter Photography” |
| | Monday | 05 | Holiday Greeting Card images due |
| | Monday | 12 | Holiday Party / Slideshow of Holiday Greeting Cards |



©Steve Lash





Montreal Camera Club Schedule 2016-2017

| | | | |
|----------|-----------------|-----------|--|
| JANUARY | Monday | 02 | No Meeting |
| | Monday | 02 | Pictorial #3 images due |
| | Monday | 09 | Pictorial #3 Competition |
| | Monday | 09 | Nature #3 images due |
| | Monday | 16 | Nature #3 Competition |
| | Monday | 16 | 2 nd Half – Member Presentation - <i>George Liberman – “Multiple Exposures”</i> |
| | Monday | 23 | Guest Speaker - Polina Fedorova – Photography that Speaks |
| | Thursday | 26 | Print #3 Titles and digital images due |
| FEBRUARY | Monday | 30 | Member Presentation - <i>Phillip Shapiro “How to Simulate Various Filters”</i> |
| | Monday | 30 | 2nd Half – Print #3 Competition |
| | Saturday | TBA | OUTING: Studio Shoot with Model - <i>Date to be Announced</i> |
| | Monday | 06 | Guest Speaker - <i>Marianna Armata</i> - <i>“To Capture and Create: The Unique Vision of Marianna Armata”</i> |
| | Monday | 06 | Pictorial #4 images due |
| | Monday | 13 | Pictorial #4 Competition |
| | Monday | 20 | SPPQ PRINT CIRCUIT– MCC Judging |
| | Monday | 20 | Nature #4 images due |
| MARCH | Monday | 27 | Nature #4 Competition |
| | Monday | 27 | 2 nd Half – Member Presentation - <i>Claude Bélanger – “The Nature of Fungi”</i> |
| | Saturday | TBA | OUTING: Model Shoot at the Montreal Trade Centre – <i>Date to be Announced</i> |
| | Thursday | 02 | Print #4 and Theme (Subject in Motion) titles and digital images due |
| | Monday | 06 | <i>Member Presentation TBA - 1st Half of Print</i> |
| | Monday | 06 | Print #4 and Theme Competition Theme: Subject in Motion |
| | Monday | 06 | Pictorial #5 images due |
| | Monday | 13 | Pictorial #5 Competition |
| APRIL | Monday | 13 | Nature #5 images due |
| | Sunday | 19 | OUTING: St. Patrick's Day Parade |
| | Monday | 20 | Nature #5 Competition |
| | Monday | 20 | 2 nd Half – Member Presentation - <i>Paul Eifert - “A Photographic Adventure”</i> |
| | Monday | 20 | Gemboree images due |
| | Monday | 27 | Gemboree 2017 Competition |
| | Monday | 27 | Create a Poster images due |
| | Thursday | 30 | Print #5 titles and digital images due |
| MAY | Monday | 03 | Create a Poster |
| | Monday | 03 | 2nd Half – Print #5 Competition |
| | Monday | 03 | Slideshow presentations due |
| | Monday | 10 | Slideshow 2017 Competition |
| | Saturday | 13 | OUTING: Long Exposure and Light Trail Photography |
| | Monday | 17 | No Meeting – Easter Monday and Passover |
| | Monday | 24 | Images of the Year: Pictorial – Creative – Street |
| MAY | Monday | 01 | Images of the Year: Nature – Print |
| | Monday | 08 | Annual General Meeting |
| | Monday | 08 | Member Presentation - <i>Amir El Etr “Italy—Forever Magnificent”</i> after the AGM |
| | Monday | 15 | Awards Night and Closing Party |





Montreal Camera Club

2016 – 2017 Season

EXECUTIVE POSITIONS



GEORGE LIBERMAN
President

mccclubpresident@gmail.com



ANN PEARSON
1st VP / Program Chair & Education

mccprogram@gmail.com



JOHN ZIMMERMAN
Immediate Past President



CINDY CANAVAN
Membership Chair

mccmemberships@gmail.com



KATHRYN MASON
Treasurer



FRANCES CABLE
Secretary



SYLVIA ROURKE
Communication Chair

mcccommunicationchair@gmail.com



PAUL EIFERT
Publicity Chair

mccpublicity1@gmail.com




PAT BORLACE
Pictorial Co-Chair

mccpictorial@gmail.com



CLAUDE BELANGER
Pictorial Co-Chair

mccpictorial@gmail.com



ELLIE MCCREA
Nature Co-Chair

mccnature1@gmail.com



ILANA BLOCK
Nature Co-Chair

mccnature1@gmail.com



PAM FOGARTY
Print Chair

mccprint@gmail.com



BRIAN MCPHEE
Honours Chair

mcchonours@gmail.com



KATHRYN MASON
Judging and Standards



PHILLIP SHAPIRO
Outings Chair

mccoutings@gmail.com



FLORENCE JEAN
Social Chair



KATHY MCDEVITT
House Chair





Montreal Camera Club

2016 – 2017 Season

VOLUNTEER POSITIONS



RACHEL BIODEAU
*Webmaster & Facebook and
Cameragram Proofreader*

mccwebmestre@gmail.com



JOHN SURRIDGE
Statistics



AFRIC EUSTACE
Refreshments

afric@videotron.ca



SPPQ LIAISON
Philippe Laporta



DIANE DUPUIS
Social Media & Special Events

mccsocialmedia1@gmail.com



FRANCES CABLE
Internal Communications

mcccommunicationchair@gmail.com



SYLVIA ROURKE
Cameragram

mcccameragram@gmail.com



FLORENCE JEAN
Gemboree Competition

mccgemboree@gmail.com



DIANA BRUNO
*Program Assistant &
Cameragram Proofreader*



ANN PEARSON
Cameragram Copy Writer

REMINDER

The annual MCC Holiday Party will be held on
December 12, 2016.

Start planning the dish you want to share with your fellow
members!





THE ROTHENBERG GROUP

With our compliments...

Stocks

Mutual Funds

RRSPs

Life Insurance

Bonds

GICs

RRIFs

Life Annuities

"Because you deserve more"

WESTMOUNT
(514) 934-0586

WEST ISLAND
(514) 697-0035

SOUTH SHORE
(450) 321-0001

CALGARY
(403) 228-2378

www.rothenberg.ca



The Montreal Camera Club meets every Monday evening from 7:30 to 10:00 p.m.
in the hall of the Westmount Park Church, located at
4695 de Maisonneuve West
Westmount, QC H3Z 1L9

The cross street is Lansdowne Avenue.

The articles and photographs in this Cameragram are copyrighted and are not to be reproduced or modified without the creator's written permission. For more information or a release, please contact the editor at mcccameragram@gmail.com